

DSKC - KZ2

Test-Session 3 odd

Track length: 1.190 Km

Session Started: 14:05:00

Best Lap by: 427 - Emma Felbermayr - 47.658

Rank	#	Driver	Nat	Sponsor Entrant	Nat	License E-License	Make	laps	Best Lap	Diff	In Lap	Penalty
1	427	Emma Felbermayr	AUT	TB Racing Team	DEU	ITEJK2003 KBF38262	KR/TM/Vega	11	47.658		9	
2	423	Claudia Henning	DEU	Henning Claudia	DEU	ITE11645 IDC11645	Birel ART/TM/Vega	16	47.695	0.037	13	
3	539	Jiri Becicka	CZE	IPK Factory Team	CZE	ITE24AS0136 IBL2400631	IPK/TM /Vega	16	47.726	0.068	16	
4	417	Emanuel Mai	DEU	Solgat Motorsport	DEU	ITE 16484 KBF42332	Birel ART/TM/Vega	15	47.748	0.090	15	
5	431	Simon Rechenmacher	DEU	TB Racing Team	DEU	ITE 38327 KBF38262	KR/TM/Vega	15	47.755	0.097	14	
6	415	Rouven Wilk	DEU	Mach1 Motorsport	DEU	ITE35449 KBF39310	Mach1/TM/Vega	15	47.839	0.181	14	
7	523	Karol Pasiewicz	POL	Dörr Motorsport	DEU	ITE 10000 BIF38420	KR/IAME/Vega	15	47.858	0.200	12	
8	505	Luca Colella	DEU	APEX Performance Racing Team	DEU	ITE 21369 BIF38438	Maranello/TM/Vega	16	47.966	0.308	13	
9	563	Erich Huber	DEU	TB Racing Team	DEU	NKA42037 KBF38262	KR/TM/Vega	16	47.974	0.316	15	
10	485	Maximilian Spirk	DEU	Dörr Motorsport	DEU	ITE33771 BIF38420	KR/IAME/Vega	16	48.050	0.392	11	
11	503	Luca Walter	DEU	Luca Walter	DEU	NKA42403 IDC42403	Sodi/TM/Vega	11	48.065	0.407	8	
12	425	Noah Gounot	DEU	Solgat Motorsport	DEU	NKA30555 KBF42332	Birel ART/TM/Vega	15	48.168	0.510	15	
13	455	Tim Schott	DEU	TB Racing Team	DEU	NKA16563 KBF38262	KR/TM/Vega	16	48.199	0.541	15	
14	437	Felix Wischlitzi	DEU	ADAC Mittelrhein e.V. RMW Motorsport	DEU	ITE 15497 BIC39010	Tony-Kart/TM/Vega	15	48.265	0.607	12	
15	407	Anders Elkjaer	DNK	Maranello SRP Factory Team	DEU	ITE902 KBF38275	Maranello/TM/Vega	16	48.329	0.671	12	
16	537	Emils Akmens	LVA	Maranello SRP Factory Team	DEU	ITE 12864 KBF38275	Maranello/TM/Vega	16	48.333	0.675	9	
17	541	Jiri Safranek	CZE	SKYLARKS KARTING TEAM	CZE	ITE24AS0315 Internationale Österreichische Bgk 470001	IPK/TM/Vega	17	48.412	0.754	14	
18	515	Edgaras Kelmas	LTU	Paske Racing	LTU	ITE2024-ITE/003 IBL2024-KL/05	Maranello/TM /Vega	16	48.532	0.874	15	
19	533	Jannik Rimmert	DEU	VDB Kart Racing	DEU	ITE19994 KBF10478	Birel ART/TM/Vega	15	48.638	0.980	13	
20	433	Alexander Richter	DEU	Team NKS	DEU	ITE 42057 BIC29153	DR/Modena/Vega	15	48.746	1.088	11	
21	435	Jory Molema	NLD	CRG Holland	DEU	NKA33514 IBL15521008	CRG/TM/Vega	15	49.185	1.527	13	
22	529	Marcin Wojcik	POL	JSTR Jastrzebski Racing	POL	ITEK/E/10044 IBLS/10012/K	Birel /TM/Vega	15	49.581	1.923	7	
23	513	Edoardo Mormorelli	ITA	Maranello SRP Factory Team	DEU	ITE499685 BIC38275	Maranello/TM/Vega	0			0	

Announcements

513 no transpondersignal


Timekeeper
M.Riehmers

Race Director
H.Seidel

Page 1/1

These results are provisional until the conclusion of any judicial and technical matters!

Printed: 20.09.2024 / 15:02



INT. ADAC Kartrennen Wackersdorf

DSKC - KZ2

Pro Kart Raceland Wackersdorf 1,190 Km

Test-Session 3 odd

20.09.2024 14:05

Practice (15:00 Time) started at 14:05:00

Lap	Time of Day	Lap Tm	Diff	S1 Tm	S2 Tm	S3 Tm
(427) Emma Felbermayr						
1	14:11:27.976	2:57.861	+2:10.203	2:26.092	16.762	15.007
2	14:12:20.624	52.648	+4.990	17.835	19.756	15.057
3	14:13:09.624	49.000	+1.342	17.512	16.686	14.802
4	14:13:57.584	47.960	+0.302	17.143	16.004	14.813
5	14:14:49.291	51.707	+4.049	20.452	16.445	14.810
6	14:15:37.220	47.929	+0.271	17.209	15.972	14.748
7	14:16:25.962	48.742	+1.084	17.125	15.963	15.654
8	14:18:09.237	1:43.275	+55.617	1:12.363	16.073	14.839
9	14:18:56.895	47.658		17.034	15.909	14.715
10	14:19:44.570	47.675	+0.017	17.095	15.896	14.684
11	14:20:33.698	49.128	+1.470	17.143	16.005	15.980

Lap	Time of Day	Lap Tm	Diff	S1 Tm	S2 Tm	S3 Tm
(423) Claudia Henning						
1	14:06:52.640	49.579	+1.884	18.209	16.371	14.999
2	14:07:41.070	48.430	+0.735	17.346	16.151	14.933
3	14:08:29.300	48.230	+0.535	17.330	16.026	14.874
4	14:09:17.428	48.128	+0.433	17.204	16.049	14.875
5	14:10:05.489	48.061	+0.366	17.255	15.995	14.811
6	14:10:54.122	48.633	+0.938	17.189	15.899	15.545
7	14:13:31.065	2:36.943	+1:49.248	2:05.856	16.165	14.922
8	14:14:18.991	47.926	+0.231	17.145	15.960	14.821
9	14:15:06.843	47.852	+0.157	17.160	15.928	14.764
10	14:15:54.932	48.089	+0.394	17.130	15.943	15.016
11	14:16:42.917	47.985	+0.290	17.302	15.925	14.758
12	14:17:30.623	47.706	+0.011	17.086	15.869	14.751
13	14:18:18.318	47.695		17.112	15.866	14.717
14	14:19:06.463	48.145	+0.450	17.340	16.073	14.732
15	14:19:54.296	47.833	+0.138	17.173	15.899	14.761
16	14:20:42.786	48.490	+0.795	17.025	15.811	15.654

Lap	Time of Day	Lap Tm	Diff	S1 Tm	S2 Tm	S3 Tm
(539) Jiri Becicka						
1	14:07:27.805	49.333	+1.607	17.874	16.503	14.956
2	14:08:16.348	48.543	+0.817	17.331	16.180	15.032
3	14:09:13.522	57.174	+9.448	25.446	16.624	15.104
4	14:10:02.456	48.934	+1.208	17.811	16.171	14.952
5	14:10:50.793	48.337	+0.611	17.397	16.134	14.806
6	14:11:38.936	48.143	+0.417	17.179	16.158	14.806
7	14:12:27.036	48.100	+0.374	17.240	15.981	14.879
8	14:13:17.704	50.668	+2.942	17.974	16.245	16.449
9	14:14:54.109	1:36.405	+48.679	1:05.331	16.212	14.862
10	14:15:42.118	48.009	+0.283	17.178	16.053	14.778
11	14:16:30.210	48.092	+0.366	17.218	15.978	14.896
12	14:17:18.500	48.290	+0.564	17.198	16.327	14.765
13	14:18:09.856	51.356	+3.630	19.613	16.018	15.725
14	14:18:57.712	47.856	+0.130	17.123	16.036	14.697
15	14:19:45.575	47.863	+0.137	17.078	16.061	14.724
16	14:20:33.301	47.726		17.085	15.956	14.685

Lap	Time of Day	Lap Tm	Diff	S1 Tm	S2 Tm	S3 Tm
(417) Emanuel Mai						
1	14:06:55.204	51.396	+3.648	18.033	17.564	15.799
2	14:07:43.889	48.685	+0.937	17.463	16.189	15.033
3	14:08:32.217	48.328	+0.580	17.270	16.018	15.040
4	14:09:20.756	48.539	+0.791	17.472	16.043	15.024
5	14:10:08.911	48.155	+0.407	17.253	16.002	14.900
6	14:10:57.101	48.190	+0.442	17.318	15.948	14.924
7	14:11:45.154	48.063	+0.305	17.249	15.952	14.852
8	14:12:34.314	49.160	+1.412	17.260	16.159	15.741
9	14:15:25.994	2:51.680	+2:03.932	2:20.388	16.359	14.933
10	14:16:14.162	48.168	+0.420	17.198	16.022	14.948
11	14:17:02.156	47.994	+0.246	17.218	16.002	14.774
12	14:17:49.973	47.817	+0.069	17.109	15.907	14.801
13	14:18:37.885	47.912	+0.164	17.090	15.927	14.895
14	14:19:25.715	47.830	+0.082	17.087	15.954	14.789
15	14:20:13.463	47.748		17.069	15.929	14.750

Lap	Time of Day	Lap Tm	Diff	S1 Tm	S2 Tm	S3 Tm
(431) Simon Rechenmacher						
1	14:06:53.011	49.763	+2.008	18.210	16.598	14.955
2	14:07:41.274	48.263	+0.508	17.248	16.156	14.859
3	14:08:29.563	48.289	+0.534	17.368	16.071	14.850
4	14:09:17.634	48.071	+0.316	17.216	16.063	14.792
5	14:10:05.809	48.176	+0.420	17.203	16.090	14.882
6	14:10:54.736	48.927	+1.172	17.217	16.049	15.661

Lap	Time of Day	Lap Tm	Diff	S1 Tm	S2 Tm	S3 Tm
7	14:13:57.272	3:02.636	+2:14.781	2:31.203	16.359	14.974
8	14:14:46.460	49.188	+1.433	18.305	16.008	14.875
9	14:15:34.562	48.102	+0.347	17.256	15.987	14.859
10	14:16:23.435	48.873	+1.118	17.334	16.781	14.758
11	14:17:11.433	47.998	+0.243	17.207	16.045	14.746
12	14:17:59.217	47.784	+0.029	17.093	15.933	14.758
13	14:18:47.106	47.889	+0.134	17.130	15.988	14.771
14	14:19:34.861	47.765		17.149	15.866	14.740
15	14:20:22.634	47.773	+0.018	17.144	15.905	14.724

Lap	Time of Day	Lap Tm	Diff	S1 Tm	S2 Tm	S3 Tm
(415) Rouven Wilk						
1	14:07:08.530	56.115	+8.276	21.131	18.065	16.919
2	14:08:01.232	52.702	+4.863	20.158	16.989	15.555
3	14:08:59.457	58.225	+10.386	19.118	24.050	15.057
4	14:09:47.650	48.193	+0.354	17.341	15.975	14.877
5	14:10:35.953	48.303	+0.464	17.310	16.187	14.806
6	14:11:24.016	48.063	+0.224	17.151	16.010	14.902
7	14:12:14.414	50.398	+2.559	17.303	16.085	17.010
8	14:14:59.423	2:45.009	+1:57.170	2:14.010	16.178	14.821
9	14:15:47.429	48.006	+0.167	17.234	15.966	14.806
10	14:16:35.441	48.012	+0.173	17.244	15.959	14.809
11	14:17:23.525	48.084	+0.245	17.227	16.072	14.785
12	14:18:11.576	48.051	+0.212	17.204	16.035	14.812
13	14:18:59.465	47.889	+0.050	17.142	16.001	14.746
14	14:19:47.304	47.889		17.151	15.911	14.777
15	14:20:35.198	47.894	+0.055	17.195	15.905	14.794

Lap	Time of Day	Lap Tm	Diff	S1 Tm	S2 Tm	S3 Tm
(523) Karol Pasiewicz						
1	14:07:38.236	51.314	+3.456	18.918	17.141	15.255
2	14:08:26.939	48.703	+0.845	17.456	16.288	14.959
3	14:09:15.338	48.399	+0.541	17.325	16.190	14.884
4	14:10:03.758	48.420	+0.562	17.319	16.144	14.957
5	14:10:51.742	47.984	+0.126	17.206	15.967	14.811
6	14:11:41.200	49.278	+1.420	17.252	16.078	15.948
7	14:14:16.757	2:35.737	+1:47.879	2:04.569	16.291	14.877
8	14:15:04.977	48.220	+0.362	17.306	16.087	14.827
9	14:15:53.267	48.290	+0.432	17.473	16.011	14.806
10	14:16:41.298	48.031	+0.173	17.179	16.012	14.840
11	14:17:29.356	48.058	+0.200	17.077	16.111	14.870
12	14:18:17.214	47.858		17.142	15.930	14.786
13	14:19:06.304	49.090	+1.232	17.980	16.205	14.905
14	14:19:54.683	48.379	+0.521	17.547	16.025	14.807
15	14:20:44.713	50.030	+2.172	17.128	16.044	16.858

Lap	Time of Day	Lap Tm	Diff	S1 Tm	S2 Tm	S3 Tm
(505) Luca Colella						
1	14:07:02.306	50.002	+2.036	18.420	16.552	15.030
2	14:07:51.295	48.989	+1.023	17.496	16.337	15.156
3	14:08:39.914	48.619	+0.653	17.427	16.207	14.985
4	14:09:28.561	48.647	+0.681	17.397	16.239	15.011
5	14:10:17.055	48.494	+0.528	17.374	16.167	14.953
6	14:11:05.303	48.				

INT. ADAC Kartrennen Wackersdorf

DSKC - KZ2

Pro Kart Raceland Wackersdorf 1,190 Km

Test-Session 3 odd

20.09.2024 14:05

Practice (15:00 Time) started at 14:05:00

Lap	Time of Day	Lap Tm	Diff	S1 Tm	S2 Tm	S3 Tm
12	14:17:09.535	48.221	+0.247	17.226	16.047	14.948
13	14:17:57.560	48.025	+0.051	17.177	15.995	14.853
14	14:18:45.771	48.211	+0.237	17.302	16.069	14.840
15	14:19:33.745	47.974		17.197	16.015	14.762
16	14:20:21.785	48.040	+0.066	17.180	16.048	14.812

Lap	Time of Day	Lap Tm	Diff	S1 Tm	S2 Tm	S3 Tm
2	14:07:48.056	48.949	+0.684	17.681	16.239	15.029
3	14:08:36.629	48.573	+0.308	17.443	16.189	14.941
4	14:09:24.927	48.298	+0.033	17.275	16.119	14.904
5	14:10:13.427	48.500	+0.235	17.396	16.124	14.980
6	14:11:01.755	48.328	+0.063	17.302	16.022	15.004
7	14:11:50.143	48.388	+0.123	17.432	15.998	14.958
8	14:12:39.414	49.271	+1.006	17.492	16.099	15.680
9	14:15:14.435	2:35.021	+1:46.756	2:03.782	16.242	14.997
10	14:16:02.707	48.272	+0.007	17.354	16.025	14.893
11	14:16:51.002	48.295	+0.030	17.290	16.049	14.956
12	14:17:39.267	48.265		17.351	16.017	14.897
13	14:18:27.574	48.307	+0.042	17.306	16.018	14.983
14	14:19:15.926	48.352	+0.087	17.345	16.069	14.938
15	14:20:04.355	48.429	+0.164	17.429	16.067	14.933

(485) Maximilian Spirk

1	14:07:32.139	49.467	+1.417	18.017	16.379	15.071
2	14:08:21.061	48.922	+0.872	17.623	16.333	14.966
3	14:09:09.488	48.427	+0.377	17.347	16.203	14.877
4	14:09:58.123	48.635	+0.585	17.282	16.266	15.087
5	14:10:46.355	48.232	+0.182	17.239	16.131	14.862
6	14:11:34.624	48.269	+0.219	17.359	16.105	14.805
7	14:12:23.451	48.827	+0.777	17.275	16.180	15.372
8	14:14:16.202	1:52.751	+1:04.701	1:21.230	16.459	15.062
9	14:15:05.289	49.087	+1.037	18.033	16.162	14.892
10	14:15:53.607	48.318	+0.268	17.349	16.092	14.877
11	14:16:41.657	48.050		17.191	16.047	14.812
12	14:17:29.987	48.330	+0.280	17.209	16.152	14.969
13	14:18:18.052	48.065	+0.015	17.188	16.088	14.789
14	14:19:06.812	48.760	+0.710	17.553	16.428	14.779
15	14:19:54.888	48.076	+0.026	17.233	16.048	14.795
16	14:20:43.740	48.852	+0.802	17.262	15.968	15.622

(407) Anders Elkjaer

1	14:07:01.120	49.835	+1.506	17.918	16.663	15.254
2	14:07:50.057	48.937	+0.608	17.464	16.353	15.120
3	14:08:38.894	48.837	+0.508	17.435	16.345	15.057
4	14:09:27.572	48.678	+0.349	17.461	16.138	15.079
5	14:10:16.207	48.635	+0.306	17.371	16.227	15.037
6	14:11:05.891	49.684	+1.355	17.407	17.078	15.199
7	14:11:56.175	50.284	+1.955	17.408	16.337	16.539
8	14:14:17.977	2:21.802	+1:33.473	1:50.425	16.343	15.034
9	14:15:06.414	48.437	+0.108	17.343	16.141	14.953
10	14:15:55.306	48.892	+0.563	17.341	16.349	15.202
11	14:16:44.142	48.836	+0.507	17.558	16.249	15.029
12	14:17:32.471	48.329		17.238	16.110	14.981
13	14:18:21.188	48.717	+0.388	17.445	16.289	14.983
14	14:19:09.889	48.701	+0.372	17.423	16.297	14.981
15	14:19:58.364	48.475	+0.146	17.397	16.090	14.988
16	14:20:47.258	48.894	+0.565	17.369	16.065	15.460

(503) Luca Walter

1	14:06:53.315	49.320	+1.255	17.896	16.431	14.993
2	14:07:41.809	48.494	+0.429	17.387	16.178	14.929
3	14:08:30.134	48.325	+0.260	17.296	16.123	14.906
4	14:09:18.365	48.231	+0.166	17.283	16.085	14.863
5	14:10:06.606	48.241	+0.176	17.298	16.048	14.895
6	14:10:55.559	48.953	+0.888	17.183	16.120	15.650
7	14:14:23.056	3:27.497	+2:39.432	2:56.600	16.013	14.884
8	14:15:11.121	48.065		17.261	15.978	14.826
9	14:15:59.217	48.096	+0.031	17.278	16.017	14.801
10	14:16:47.363	48.146	+0.081	17.264	16.027	14.855
11	14:17:36.127	48.764	+0.699	17.264	16.025	15.475

(537) Emils Akmens

1	14:07:46.356	49.335	+1.002	17.838	16.426	15.071
2	14:08:35.124	48.768	+0.435	17.500	16.245	15.023
3	14:09:23.765	48.641	+0.308	17.424	16.249	14.968
4	14:10:14.272	50.507	+2.174	17.396	16.780	16.331
5	14:11:03.674	49.402	+1.069	17.580	16.181	15.641
6	14:12:33.972	1:30.298	+41.965	58.551	16.669	15.078
7	14:13:31.453	57.481	+9.148	21.329	19.896	16.256
8	14:14:20.124	48.671	+0.338	17.682	16.087	14.902
9	14:15:08.457	48.333		17.403	16.086	14.844
10	14:15:56.793	48.336	+0.003	17.285	16.082	14.969
11	14:16:45.167	48.374	+0.041	17.325	16.122	14.927
12	14:17:34.337	49.170	+0.837	17.703	16.423	15.044
13	14:18:22.677	48.340	+0.007	17.361	16.028	14.951
14	14:19:11.224	48.547	+0.214	17.503	16.080	14.964
15	14:19:59.585	48.361	+0.028	17.381	16.029	14.951
16	14:20:47.946	48.361	+0.028	17.330	16.018	15.013

(425) Noah Gounot

1	14:06:55.507	50.774	+2.606	18.230	16.737	15.807
2	14:07:44.615	49.108	+0.940	17.655	16.387	15.066
3	14:08:33.520	48.905	+0.737	17.398	16.389	15.118
4	14:09:22.325	48.805	+0.637	17.483	16.329	14.993
5	14:10:10.860	48.535	+0.367	17.372	16.178	14.985
6	14:10:59.302	48.442	+0.274	17.370	16.127	14.945
7	14:11:47.812	48.510	+0.342	17.320	16.206	14.984
8	14:12:37.195	49.383	+1.215	17.376	16.172	15.835
9	14:15:26.841	2:49.646	+2:01.478	2:18.426	16.183	15.037
10	14:16:15.253	48.412	+0.244	17.324	16.132	14.956
11	14:17:03.673	48.420	+0.252	17.332	16.192	14.896
12	14:17:52.008	48.335	+0.167	17.224	16.140	14.971
13	14:18:40.361	48.353	+0.185	17.286	16.142	14.925
14	14:19:28.650	48.289	+0.121	17.219	16.101	14.969
15	14:20:16.818	48.168		17.254	16.028	14.886

(541) Jiri Safranek

1	14:07:13.866	50.283	+1.871	18.498	16.685	15.100
2	14:08:03.155	49.289	+0.877	17.799	16.441	15.049
3	14:08:52.142	48.987	+0.575	17.488	16.457	15.042
4	14:09:41.142	49.000	+0.588	17.436	16.311	15.253
5	14:10:30.022	48.880	+0.468	17.649	16.207	15.024
6	14:11:18.551	48.529	+0.117	17.322	16.255	14.952
7	14:12:07.274	48.723	+0.311	17.338	16.324	15.061
8	14:12:55.790	48.516	+0.104	17.348	16.212	14.956
9	14:13:44.280	48.490	+0.078	17.308	16.196	14.986
10	14:14:32.815	48.535	+0.123	17.390	16.179	14.966
11	14:15:21.540	48.725	+0.313	17.507	16.239	14.979
12	14:16:10.142	48.602	+0.190	17.279	16.302	15.021
13	14:16:58.700	48.558	+0.146	17.408	16.193	14.957
14	14:17:47.112	48.412		17.295	16.204	14.913
15	14:18:35.583	48.471	+0.059	17.345	16.188	14.938
16	14:19:24.494	48.911	+0.499	17.721	16.245	14.945
17	14:20:13.337	48.843	+0.431	17.675	16.251	14.917

(455) Tim Schott

1	14:06:54.280	50.080	+1.881	17.970	16.930	15.180
2	14:07:43.160	48.880	+0.681	17.562	16.356	14.962
3	14:08:31.959	48.799	+0.600	17.556	16.244	14.999
4	14:09:21.159	49.200	+1.001	18.045	16.244	14.911
5	14:10:09.698	48.539	+0.340	17.475	16.163	14.901
6	14:10:58.661	48.963	+0.764	17.384	16.117	15.462
7	14:12:52.924	1:54.263	+1:06.064	1:22.957	16.337	14.969
8	14:13:41.406	48.482	+0.283	17.353	16.265	14.864
9	14:14:29.777	48.371	+0.172	17.286	16.176	14.909
10	14:15:18.341	48.564	+0.365	17.537	16.138	14.889
11	14:16:14.350	56.009	+7.810	17.997	19.656	18.356
12	14:17:02.841	48.491	+0.292	17.272	16.291	14.928
13	14:17:51.318	48.477	+0.278	17.448	16.139	14.890
14	14:18:39.647	48.329	+0.130	17.337	16.119	14.873
15	14:19:27.846	48.199		17.233	16.015	14.951
16	14:20:17.038	49.192	+0.993	17.286	16.148	15.758

INT. ADAC Kartrennen Wackersdorf

DSKC - KZ2

Pro Kart Raceland Wackersdorf 1,190 Km

Test-Session 3 odd

20.09.2024 14:05

Practice (15:00 Time) started at 14:05:00

Lap	Time of Day	Lap Tm	Diff	S1 Tm	S2 Tm	S3 Tm	Lap	Time of Day	Lap Tm	Diff	S1 Tm	S2 Tm	S3 Tm
4	14:09:35.177	49.182	+0.650	17.565	16.372	15.245	9	14:13:53.657	49.741	+0.160	17.729	16.595	15.417
5	14:10:23.965	48.788	+0.256	17.404	16.317	15.067	10	14:14:44.134	50.477	+0.896	17.787	16.652	16.038
6	14:11:18.829	54.864	+6.332	19.057	18.747	17.060	11	14:15:33.965	49.831	+0.250	18.175	16.475	15.181
7	14:12:07.859	49.030	+0.498	17.531	16.343	15.156	12	14:17:31.473	1:57.508	+1:07.927	17.833	1:21.157	18.518
8	14:12:56.727	48.868	+0.336	17.487	16.286	15.095	13	14:18:22.047	50.574	+0.993	18.260	16.945	15.369
9	14:13:46.662	49.935	+1.403	17.551	16.314	16.070	14	14:19:11.958	49.911	+0.330	17.682	16.764	15.465
10	14:15:34.807	1:48.145	+59.613	1:15.842	16.817	15.486	15	14:20:02.565	50.607	+1.026	18.099	17.062	15.446
11	14:16:24.276	49.469	+0.937	17.605	16.783	15.081							
12	14:17:13.279	49.003	+0.471	17.378	16.349	15.276							
13	14:18:01.859	48.580	+0.048	17.302	16.241	15.037							
14	14:18:50.501	48.642	+0.110	17.324	16.251	15.067							
15	14:19:39.033	48.532		17.354	16.189	14.989							
16	14:20:27.633	48.600	+0.068	17.346	16.183	15.071							

[533] Jannik Remmert

1	14:09:08.969	52.839	+4.201	20.493	16.983	15.363
2	14:09:58.176	49.217	+0.579	17.566	16.289	15.362
3	14:10:47.433	49.257	+0.619	17.585	16.415	15.257
4	14:11:36.445	49.012	+0.374	17.541	16.342	15.129
5	14:12:25.173	48.728	+0.090	17.402	16.193	15.133
6	14:13:14.132	48.959	+0.321	17.420	16.272	15.267
7	14:14:03.208	49.076	+0.438	17.507	16.359	15.210
8	14:14:52.206	48.998	+0.360	17.561	16.334	15.103
9	14:15:41.211	49.005	+0.367	17.541	16.277	15.187
10	14:16:30.358	49.147	+0.509	17.450	16.315	15.382
11	14:17:19.309	48.951	+0.313	17.505	16.328	15.118
12	14:18:08.150	48.841	+0.203	17.325	16.359	15.157
13	14:18:56.788	48.638		17.318	16.261	15.059
14	14:19:46.788	50.000	+1.362	18.491	16.404	15.105
15	14:20:39.062	52.274	+3.636	18.078	17.019	17.177

[433] Alexander Richter

1	14:07:01.918	49.924	+1.178	18.064	16.616	15.244
2	14:07:51.448	49.530	+0.784	17.650	16.395	15.485
3	14:08:41.051	49.603	+0.857	17.704	16.633	15.266
4	14:09:30.289	49.238	+0.492	17.637	16.422	15.179
5	14:10:19.279	48.990	+0.244	17.475	16.319	15.196
6	14:11:08.224	48.945	+0.199	17.460	16.339	15.146
7	14:11:59.449	51.225	+2.479	17.444	16.521	17.260
8	14:14:35.300	2:35.851	+1:47.105	2:04.316	16.402	15.133
9	14:15:27.498	52.198	+3.452	17.569	16.275	18.354
10	14:16:16.698	49.200	+0.454	17.712	16.387	15.101
11	14:17:05.444	48.746		17.426	16.261	15.059
12	14:17:54.203	48.759	+0.013	17.448	16.234	15.077
13	14:18:49.624	55.421	+6.675	18.125	21.834	15.462
14	14:19:38.418	48.794	+0.048	17.357	16.337	15.100
15	14:20:29.272	50.854	+2.108	17.365	16.211	17.278

[435] Jory Molema

1	14:07:09.004	51.614	+2.429	18.924	17.115	15.575
2	14:08:00.664	51.660	+2.475	19.433	16.845	15.382
3	14:08:50.778	50.114	+0.929	17.958	16.923	15.233
4	14:09:41.015	50.237	+1.052	17.800	16.669	15.768
5	14:10:31.267	50.252	+1.067	18.378	16.688	15.186
6	14:11:21.035	49.768	+0.583	17.775	16.564	15.429
7	14:12:13.778	52.743	+3.558	17.704	16.699	18.340
8	14:14:15.090	2:01.312	+1:12.127	1:28.658	17.367	15.287
9	14:15:04.740	49.660	+0.465	18.045	16.569	15.036
10	14:15:54.863	50.123	+0.938	18.321	16.654	15.148
11	14:16:44.944	50.081	+0.896	18.347	16.638	15.096
12	14:17:34.927	49.983	+0.798	17.805	16.933	15.245
13	14:18:24.112	49.185		17.604	16.463	15.118
14	14:19:13.522	49.410	+0.225	17.665	16.618	15.127
15	14:20:02.887	49.365	+0.180	17.697	16.565	15.103

[529] Marcin Wojcik

1	14:07:08.297	52.256	+2.675	19.086	17.166	16.004
2	14:07:58.889	50.592	+1.011	18.274	16.922	15.396
3	14:08:49.259	50.370	+0.789	18.155	16.832	15.383
4	14:09:41.246	51.987	+2.406	17.958	17.295	16.734
5	14:10:31.922	50.676	+1.095	18.809	16.547	15.320
6	14:11:21.764	49.842	+0.261	17.945	16.543	15.354
7	14:12:11.345	49.581		17.664	16.624	15.293
8	14:13:03.916	52.571	+2.990	18.689	17.277	16.605

Orbits



DSKC - KZ2

Test-Session 3 even

Track length: 1.190 Km

Session Started: 14:25:00

Best Lap by: 440 - Enzo Bol - 47.583

Rank	#	Driver	Nat	Sponsor Entrant	Nat	License E-License	Make	laps	Best Lap	Diff	In Lap	Penalty
1	440	Enzo Bol	NLD	SP Motorsport	NLD	ITE42526 IBL47253	KR/TM/Vega	12	47.583		3	
2	442	Maximilian Schleimer	DEU	ADAC Mittelrhein e.V. Maranello SRP Factory Team	DEU	ITE 11572 KBF38275	Maranello/TM/Vega	16	47.632	0.049	7	
3	414	Ken Algre	EST	Maranello SRP Factory Team	DEU	ITE26407 KBF38275	Maranello/TM /Vega	16	47.735	0.152	8	
4	502	Louis Binder	DEU	BRM RACING FACTORY S.R.L.	ITA	ITE34543 IBL462163	BRM/TM/Vega	10	47.750	0.167	4	
5	408	Florian Breitenbach	DEU	Maranello SRP Factory Team	DEU	ITE 16880 KBF38275	Maranello/TM /Vega	12	47.779	0.196	10	
6	466	Maximilian Schreyer	DEU	Maranello SRP Factory Team	DEU	ITE 31254 BIC38275	Maranello/TM /Vega	11	47.897	0.314	10	
7	410	Maurice Schenck	DEU	APEX Performance	DEU	ITE 10412 KBF38438	Maranello/TM/Vega	16	48.007	0.424	9	
8	532	Sven Hayer	DEU	LGK Racing Kart SRL	ITA	ITE 11034 IBL298925	LGK/TM/Vega	16	48.027	0.444	14	
9	546	Lenn Nijs	BEL	TB Racing Team	DEU	ITE913267 KBF38262	KR/TM/Vega	15	48.029	0.446	13	
10	514	Jeffrey Fikse	NLD	Jeffrey Fikse	DEU	ITE40615 IDC40615	Maranello /TM/Vega	16	48.060	0.477	15	
11	436	Cedric Malk	CHE	Millennium Racing	DEU	ITE1350 KBF38042	Tony Kart/TM/Vega	15	48.062	0.479	13	
12	452	Erik Müller	DEU	Mach1 Motorsport	DEU	ITE 17884 BIC20651	Mach1/TM /Vega	15	48.091	0.508	13	
13	468	Rick Hartmann	DEU	MSC -Langenfeld e.V. im ADAC VDB Kart Racing	NLD	ITD-C18598 KBF42053	Birel Art/TM/Vega	16	48.135	0.552	11	
14	444	Lars Ossenbeck	DEU	ADAC Niedersachsen/ Sachsen-Anhalt e.V.	DEU	ITE 38498 BIC38443	Maranello/TM/Vega	10	48.136	0.553	8	
15	420	Nathalie Kreitz	DEU	VDB Kart Racing	DEU	ITE 14979 KBF10478	Birel ART/TM/Vega	16	48.177	0.594	15	
16	538	Daniel Tenback	NLD	Daniel Tenback	NLD	ITE40105 IDC40105	CRG/TM/Vega	15	48.195	0.612	15	
17	418	Noah Höß	DEU	Solgat Motorsport	DEU	ITE 19884 BIF42332	Birel ART/TM/Vega	16	48.195	0.612	16	
18	424	Noah Kaltenbach	DEU	Solgat Motorsport	DEU	ITE 41550 KBF42332	Birel ART/TM /Vega	16	48.207	0.624	15	
19	412	Ajdin Jatic	NLD	Falcon Racing Team	NLD	ITE52317 12131007	Falcon/TM/Vega	14	48.209	0.626	13	
20	540	Ondrej Duba	CZE	SPIRIT RACING s.r.o.	CZE	ITE24AS0512 IBL24AT00161	Birel ART/TM/Vega	16	48.223	0.640	14	
21	488	David Gorcica	CZE	FORZA RACING z.s.	CZE	ITE24AS0361 IIBL24AT00331	Maranello/TM/Vega	17	48.265	0.682	7	
22	434	Marcel Ernst	DEU	NB Motorsport	DEU	NKA25485 38954	Lenzokart/TM/Vega	14	48.276	0.693	12	
23	506	Aleksi Jalava	FIN	Kali Kart Finland	FIN	ITE34752874 IBL50125317	Kali Kart/TM /Vega	16	48.315	0.732	16	
24	416	Jayden Gushiken	DEU	Maranello SRP Factory Team	DEU	NKA41655 KBF38275	Maranello/TM /Vega	17	48.370	0.787	6	
25	542	Rick Meeuwisz	NLD	Albert Meeuwisz	NLD	ITE54516 IEL55411	Maranello/TM/Vega	16	48.397	0.814	8	
26	534	Wout Kurstjens	NLD	Maranello SRP Factory Team	DEU	ITE46556 KBF38275	Maranello/TM/Vega	14	48.424	0.841	8	
27	536	Christof Huibers	BEL	Antwerp Karting Racing Team	BEL	t.b.a. 901453 Internationale ausländische Bes1/0429	Falcon/TM/Vega	17	48.498	0.915	11	
28	406	Christian Breiter	DEU	ADAC Niedersachsen/ Sachsen-Anhalt e.V.	DEU	NKA16756 BIC38443	Maranello/TM/Vega	17	48.616	1.033	12	
29	422	Chris Vandebroek	DEU	VDB Kart Racing	DEU	ITE 10367 KBF10478	Birel ART/TM/Vega	16	48.816	1.233	16	
30	522	Klaus Parnet	DEU	NEES RACING	DEU	NKA14810 KBF38362	Maranello/TM/Vega	8	49.385	1.802	2	


Timekeeper
M.Riehmers

Race Director
H.Seidel

Page 1/1

These results are provisional until the conclusion of any judicial and technical matters!

Printed: 20.09.2024 / 15:03



INT. ADAC Kartrennen Wackersdorf

DSKC - KZ2

Pro Kart Raceland Wackersdorf 1,190 Km

Test-Session 3 even

20.09.2024 14:25

Practice (15:00 Time) started at 14:25:00

Lap	Time of Day	Lap Tm	Diff	S1 Tm	S2 Tm	S3 Tm
(440) Enzo Bol						
1	14:28:59.263	53.266	+5.683	19.466	17.948	15.852
2	14:29:47.818	48.555	+0.972	17.294	16.263	14.998
3	14:30:35.401	47.583		17.063	15.806	14.714
4	14:31:23.215	47.814	+0.231	17.111	15.857	14.846
5	14:32:11.144	47.929	+0.346	17.307	15.833	14.789
6	14:32:59.678	48.534	+0.951	17.152	15.822	15.560
7	14:36:41.907	3:42.229	+2:54.646	3:11.308	16.117	14.804
8	14:37:29.716	47.809	+0.226	17.263	15.803	14.743
9	14:38:17.529	47.813	+0.230	17.072	15.920	14.821
10	14:39:05.259	47.730	+0.147	17.180	15.806	14.744
11	14:39:53.075	47.816	+0.233	17.117	15.859	14.840
12	14:40:42.338	49.263	+1.680	17.244	15.787	16.232

Lap	Time of Day	Lap Tm	Diff	S1 Tm	S2 Tm	S3 Tm
(442) Maximilian Schleimer						
1	14:27:00.514	55.465	+7.833	20.246	18.557	16.662
2	14:27:51.820	51.306	+3.674	18.573	17.553	15.180
3	14:28:40.461	48.641	+1.009	17.225	16.258	15.158
4	14:29:28.341	47.880	+0.248	17.164	15.947	14.769
5	14:30:16.199	47.858	+0.226	17.022	15.933	14.903
6	14:31:04.001	47.802	+0.170	17.173	15.890	14.739
7	14:31:51.633	47.632		17.083	15.853	14.696
8	14:32:40.678	49.045	+1.413	17.210	16.091	15.744
9	14:34:11.903	1:31.225	+43.593	1:00.424	15.973	14.828
10	14:34:59.580	47.677	+0.045	17.082	15.837	14.758
11	14:35:47.555	47.975	+0.343	17.094	16.138	14.743
12	14:36:35.355	47.800	+0.168	17.109	15.939	14.752
13	14:37:23.251	47.896	+0.264	17.138	16.027	14.731
14	14:38:10.995	47.744	+0.112	17.033	15.911	14.800
15	14:38:58.728	47.733	+0.101	17.084	15.864	14.785
16	14:39:47.845	49.117	+1.485	17.084	15.887	16.146

Lap	Time of Day	Lap Tm	Diff	S1 Tm	S2 Tm	S3 Tm
(414) Ken Algre						
1	14:27:20.175	55.368	+7.633	21.416	17.361	16.591
2	14:28:08.789	48.614	+0.879	17.494	16.218	14.902
3	14:28:56.987	48.198	+0.463	17.272	16.076	14.850
4	14:29:45.095	48.108	+0.373	17.264	16.062	14.782
5	14:30:35.909	50.814	+3.079	17.709	18.214	14.891
6	14:31:23.757	47.848	+0.113	17.152	16.050	14.646
7	14:32:11.935	48.178	+0.443	17.223	16.298	14.657
8	14:32:59.670	47.785		17.120	15.938	14.677
9	14:33:49.551	49.881	+2.146	17.799	16.054	16.028
10	14:35:47.897	1:58.346	+1:10.611	1:25.293	18.164	14.889
11	14:36:35.655	47.758	+0.023	17.133	15.984	14.641
12	14:37:23.746	48.091	+0.356	17.264	16.108	14.719
13	14:38:12.053	48.307	+0.572	17.331	16.129	14.847
14	14:38:59.896	47.843	+0.108	17.122	15.963	14.758
15	14:39:53.546	53.650	+5.915	20.238	16.663	16.749
16	14:40:41.494	47.948	+0.213	17.284	15.974	14.690

Lap	Time of Day	Lap Tm	Diff	S1 Tm	S2 Tm	S3 Tm
(502) Louis Binder						
1	14:28:46.050	48.622	+0.872	17.505	16.122	14.995
2	14:29:34.511	48.461	+0.711	17.255	16.193	15.013
3	14:30:22.577	48.066	+0.316	17.173	15.993	14.900
4	14:31:10.327	47.750		17.100	15.876	14.774
5	14:31:58.158	47.831	+0.081	17.157	15.906	14.768
6	14:32:48.806	50.648	+2.898	17.888	16.161	15.599
7	14:34:46.890	1:58.084	+1:10.334	1:27.101	15.993	14.990
8	14:35:34.927	48.037	+0.287	17.234	15.961	14.842
9	14:36:30.051	55.124	+7.374	17.155	18.861	14.822
10	14:38:16.156	1:46.105	+58.355	1:07.584	17.402	21.119

Lap	Time of Day	Lap Tm	Diff	S1 Tm	S2 Tm	S3 Tm
(408) Florian Breitenbach						
1	14:27:34.861	50.093	+2.314	18.293	16.466	15.334
2	14:28:24.171	49.310	+1.531	17.505	16.878	14.927
3	14:29:12.375	48.204	+0.425	17.229	16.159	14.816
4	14:30:00.542	48.167	+0.388	17.315	16.031	14.821
5	14:30:48.633	48.091	+0.312	17.263	16.042	14.786
6	14:31:37.851	49.218	+1.439	17.194	16.110	15.914
7	14:36:21.679	4:43.828	+3:56.049	4:12.811	16.102	14.915
8	14:37:09.678	47.999	+0.220	17.237	16.015	14.747
9	14:37:57.481	47.803	+0.024	17.114	15.941	14.748
10	14:38:45.260	47.779		17.120	15.895	14.764

Lap	Time of Day	Lap Tm	Diff	S1 Tm	S2 Tm	S3 Tm
11	14:39:33.373	48.113	+0.334	17.307	16.062	14.744
12	14:40:21.264	47.891	+0.112	17.137	15.974	14.780

Lap	Time of Day	Lap Tm	Diff	S1 Tm	S2 Tm	S3 Tm
(466) Maximilian Schreyer						
1	14:26:51.753	49.584	+1.687	18.099	16.339	15.146
2	14:27:40.326	48.573	+0.676	17.401	16.212	14.960
3	14:28:28.789	48.463	+0.566	17.338	16.121	15.004
4	14:29:17.244	48.455	+0.558	17.294	16.185	14.976
5	14:30:05.473	48.229	+0.332	17.288	16.102	14.839
6	14:30:54.779	49.306	+1.409	17.491	16.335	15.480
7	14:36:50.925	5:56.146	+5:08.249	5:24.842	16.426	14.878
8	14:37:39.108	48.183	+0.286	17.232	16.031	14.920
9	14:38:27.488	48.380	+0.483	17.456	16.021	14.903
10	14:39:15.385	47.897		17.066	15.972	14.859
11	14:40:03.974	48.589	+0.692	17.136	16.009	15.444

Lap	Time of Day	Lap Tm	Diff	S1 Tm	S2 Tm	S3 Tm
(410) Maurice Schenck						
1	14:27:05.949	55.231	+7.224	21.427	17.930	15.874
2	14:27:55.595	49.646	+1.639	17.881	16.687	15.078
3	14:28:44.090	48.495	+0.488	17.298	16.270	14.927
4	14:29:32.245	48.155	+0.148	17.159	16.190	14.806
5	14:30:20.350	48.105	+0.098	17.109	16.209	14.787
6	14:31:09.596	49.246	+1.239	17.350	16.189	15.707
7	14:33:06.853	1:57.257	+1:09.250	1:25.998	16.375	14.884
8	14:33:54.866	48.013	+0.006	17.195	16.074	14.744
9	14:34:42.873	48.007		17.171	16.076	14.760
10	14:35:30.998	48.125	+0.118	17.166	16.181	14.778
11	14:36:19.172	48.174	+0.167	17.181	16.130	14.863
12	14:37:15.124	55.952	+7.945	21.865	18.597	15.490
13	14:38:03.364	48.240	+0.233	17.262	16.127	14.851
14	14:38:51.614	48.250	+0.243	17.224	16.239	14.787
15	14:39:39.704	48.090	+0.083	17.205	16.127	14.758
16	14:40:28.083	48.379	+0.372	17.356	16.200	14.823

Lap	Time of Day	Lap Tm	Diff	S1 Tm	S2 Tm	S3 Tm
(532) Sven Hayer						
1	14:27:00.012	51.837	+3.810	19.425	16.672	15.740
2	14:27:53.974	53.962	+5.935	18.482	19.421	16.059
3	14:28:42.308	48.334	+0.307	17.328	16.136	14.870
4	14:29:30.634	48.326	+0.299	17.223	16.198	14.905
5	14:30:18.875	48.241	+0.214	17.281	16.078	14.882
6	14:31:07.006	48.131	+0.104	17.218	16.073	14.840
7	14:31:55.167	48.161	+0.134	17.171	16.111	14.879
8	14:32:43.355	48.188	+0.161	17.174	16.098	14.916
9	14:33:31.447	48.092	+0.065	17.233	15.993	14.866
10	14:34:20.480	49.033	+1.006	17.270	16.146	15.617
11	14:36:22.515	2:02.035	+1:14.008	1:30.691	16.445	14.899
12	14:37:10.859	48.344	+0.317	17.323	16.197	14.824
13	14:37:58.912	48.053	+0.026	17.151	16.073	14.829
14	14:38:46.939	48.027		17.148	16.016	14.863
15	14:39:35.049	48.110	+0.083	17.216	16.066	14.828
16	14:40:23.139	48.090	+0.063	17.173	16.066	14.851

Lap	Time of Day	Lap Tm	Diff	S1 Tm	S2 Tm	S3 Tm
(546) Lenn Nijs						
1	14:27:20.474	55.009	+6.980	21.515	17.097	16.397
2	14:28:09.263	48.789	+0.760	17.577	16.248	14.964
3	14:28:57.532	48.269	+0.240	17.267	16.116	14.886
4	14:29:45.741	48.209	+0.180	17.271	16.123	14.815
5	14:30:34.068	48.327	+0.298	17.313	16.116	14.898
6	14:31:22.239	48.171	+0.142	17.272	16.050	14.849
7	14:32:10.466	48.227	+0.198	17.274	16.092	14.861
8	14:32:58.532	48.066	+0.037	17.171	16.046	14.849
9	14:33:48.304	49.772	+1.743	17.360	16.239	16.173
10	14:36:42.480	2:54.176	+2:06.147	2:23.074	16.145	14.957
11	14:37:31.498	49.018	+0.989	17.952	16.238	14.828
12	14:38:19.773	48.275	+0.246	17.376	16.061	14.838
13	14:39:07.802	48.029		17.205	15.951	14.873
14	14:39:56.005	48.203	+0.174	17.207	16.145	14.851
15	14:40:44.254	48.249	+0.220	17.353	16.018	14.878

||
||
||

INT. ADAC Kartrennen Wackersdorf

DSKC - KZ2

Pro Kart Raceland Wackersdorf 1,190 Km

Test-Session 3 even

20.09.2024 14:25

Practice (15:00 Time) started at 14:25:00

Lap	Time of Day	Lap Tm	Diff	S1 Tm	S2 Tm	S3 Tm	Lap	Time of Day	Lap Tm	Diff	S1 Tm	S2 Tm	S3 Tm	
5	14:30:27.999	48.227	+0.167	17.232	16.105	14.890	9	14:33:43.829	48.320	+0.184	17.320	16.122	14.878	
6	14:31:16.497	48.498	+0.438	17.285	16.306	14.907	10	14:34:36.752	52.923	+4.787	18.946	17.427	16.550	
7	14:32:04.582	48.085	+0.025	17.279	15.954	14.852								
8	14:32:53.422	48.840	+0.780	17.222	16.152	15.466								
9	14:35:04.007	2:10.585	+1:22.525	1:39.549	16.181	14.855	(420) Nathalie Kreitz	1	14:27:01.579	50.087	+1.910	18.673	16.378	15.036
10	14:35:52.106	48.099	+0.039	17.226	15.978	14.895	2	14:27:51.492	49.913	+1.736	17.856	16.901	15.156	
11	14:36:40.265	48.159	+0.099	17.254	16.008	14.897	3	14:28:40.700	49.208	+1.031	17.374	16.190	15.644	
12	14:37:28.489	48.224	+0.164	17.265	16.002	14.957	4	14:29:29.299	48.599	+0.422	17.412	16.220	14.967	
13	14:38:17.928	49.439	+1.379	17.319	17.235	14.885	5	14:30:17.596	48.297	+0.120	17.303	16.032	14.962	
14	14:39:06.227	48.299	+0.239	17.227	16.112	14.960	6	14:31:06.011	48.415	+0.238	17.357	16.114	14.944	
15	14:39:54.287	48.060		17.252	15.953	14.855	7	14:31:54.505	48.494	+0.317	17.322	16.179	14.993	
16	14:40:43.751	49.464	+1.404	17.313	16.118	16.033	8	14:32:44.532	50.027	+1.850	17.322	16.367	16.338	
							9	14:34:38.077	1:53.545	+1:05.368	1:22.456	16.138	14.951	
(436) Cedric Malk							10	14:35:26.424	48.347	+0.170	17.320	16.098	14.929	
1	14:27:35.066	49.728	+1.666	18.173	16.431	15.124	11	14:36:14.678	48.254	+0.077	17.238	16.082	14.934	
2	14:28:23.870	48.804	+0.742	17.376	16.427	15.001	12	14:37:03.138	48.460	+0.283	17.301	16.203	14.956	
3	14:29:12.159	48.289	+0.227	17.240	16.205	14.844	13	14:37:51.556	48.418	+0.241	17.334	16.132	14.952	
4	14:30:00.852	48.693	+0.631	17.298	16.397	14.998	14	14:38:39.820	48.264	+0.087	17.259	16.092	14.913	
5	14:30:49.171	48.319	+0.257	17.276	16.159	14.884	15	14:39:27.997	48.177		17.202	16.076	14.899	
6	14:31:37.282	48.111	+0.049	17.195	16.085	14.831	16	14:40:16.220	48.223	+0.046	17.253	16.068	14.902	
7	14:32:26.066	48.784	+0.722	17.190	16.194	15.400								
8	14:35:00.984	2:34.918	+1:46.856	2:03.665	16.331	14.922	(538) Daniel Tenback	1	14:27:12.620	51.902	+3.707	19.526	16.990	15.386
9	14:35:49.213	48.229	+0.167	17.232	16.161	14.836	2	14:28:03.187	50.567	+2.372	17.874	17.025	15.668	
10	14:36:37.295	48.082	+0.020	17.153	16.147	14.782	3	14:28:51.862	48.675	+0.480	17.535	16.159	14.981	
11	14:37:25.453	48.158	+0.096	17.189	16.147	14.822	4	14:29:40.436	48.574	+0.379	17.470	16.122	14.982	
12	14:38:13.735	48.282	+0.220	17.246	16.151	14.885	5	14:30:28.771	48.335	+0.140	17.344	16.153	14.838	
13	14:39:01.797	48.062		17.148	16.097	14.817	6	14:31:17.077	48.306	+0.111	17.287	16.134	14.885	
14	14:39:50.049	48.252	+0.190	17.236	16.132	14.884	7	14:32:06.123	49.046	+0.851	17.235	16.060	15.751	
15	14:40:38.819	48.770	+0.708	17.344	16.007	15.419	8	14:34:23.258	2:17.135	+1:28.940	1:46.002	16.180	14.953	
							9	14:35:11.483	48.225	+0.030	17.284	16.042	14.899	
(452) Erik Müller							10	14:35:59.701	48.218	+0.023	17.206	16.134	14.878	
1	14:27:36.570	55.351	+7.260	20.444	17.425	17.482	11	14:36:48.127	48.426	+0.231	17.391	16.155	14.880	
2	14:28:28.948	52.378	+4.287	19.024	16.952	16.402	12	14:37:39.342	51.215	+3.020	17.347	17.184	16.684	
3	14:29:20.287	51.339	+3.248	19.295	16.546	15.498	13	14:38:27.778	48.436	+0.241	17.365	16.193	14.878	
4	14:30:09.128	48.841	+0.750	17.876	16.021	14.944	14	14:39:16.025	48.247	+0.052	17.276	16.017	14.954	
5	14:30:57.273	48.145	+0.054	17.257	16.005	14.883	15	14:40:04.220	48.195		17.272	16.017	14.906	
6	14:31:45.500	48.227	+0.136	17.272	16.006	14.949								
7	14:32:33.716	48.216	+0.125	17.227	16.082	14.907	(418) Noah Höß	1	14:27:17.703	58.031	+9.836	20.846	19.062	18.123
8	14:33:21.969	48.253	+0.162	17.230	16.087	14.936	2	14:28:11.842	54.139	+5.944	20.010	18.054	16.075	
9	14:34:11.394	49.425	+1.334	17.392	16.085	15.948	3	14:29:02.932	51.090	+2.895	18.803	16.980	15.307	
10	14:36:30.375	2:18.981	+1:30.890	1:47.549	16.420	15.012	4	14:29:51.816	48.884	+0.689	17.421	16.361	15.102	
11	14:37:18.702	48.327	+0.236	17.327	16.089	14.911	5	14:30:40.900	49.084	+0.889	17.506	16.509	15.069	
12	14:38:06.862	48.160	+0.069	17.259	16.005	14.896	6	14:31:29.273	48.373	+0.178	17.263	16.139	14.971	
13	14:38:54.953	48.091		17.202	16.000	14.889	7	14:32:18.190	48.917	+0.722	17.188	16.199	15.530	
14	14:39:43.080	48.127	+0.036	17.244	15.954	14.929	8	14:34:01.360	1:43.170	+54.975	1:11.863	16.247	15.060	
15	14:40:31.243	48.163	+0.072	17.242	16.032	14.889	9	14:34:49.849	48.489	+0.294	17.316	16.240	14.933	
(468) Rick Hartmann							10	14:35:38.468	48.619	+0.424	17.478	16.117	15.024	
1	14:26:56.211	49.846	+1.711	18.371	16.294	15.181	11	14:36:26.896	48.428	+0.233	17.273	16.183	14.972	
2	14:27:45.307	49.096	+0.961	17.561	16.398	15.137	12	14:37:15.436	48.540	+0.345	17.298	16.154	15.088	
3	14:28:33.885	48.578	+0.443	17.527	16.081	14.970	13	14:38:03.900	48.464	+0.269	17.314	16.250	14.900	
4	14:29:22.364	48.479	+0.344	17.398	16.105	14.976	14	14:38:52.285	48.385	+0.190	17.221	16.224	14.940	
5	14:30:10.598	48.234	+0.099	17.330	15.979	14.925	15	14:39:40.706	48.421	+0.226	17.231	16.262	14.928	
6	14:30:58.891	48.293	+0.158	17.329	16.114	14.850	16	14:40:28.901	48.195		17.095	16.105	14.995	
7	14:31:48.008	49.117	+0.982	17.339	16.045	15.733								
8	14:33:51.482	2:03.474	+1:15.339	1:32.279	16.168	15.027	(424) Noah Kaltenbach	1	14:26:57.836	51.628	+3.421	19.373	17.236	15.019
9	14:34:39.692	48.210	+0.075	17.290	15.999	14.921	2	14:27:47.035	49.199	+0.992	17.787	16.359	15.053	
10	14:35:28.171	48.479	+0.344	17.345	16.196	14.938	3	14:28:35.824	48.789	+0.582	17.379	16.400	15.010	
11	14:36:16.306	48.135		17.255	16.038	14.842	4	14:29:24.302	48.478	+0.271	17.306	16.188	14.984	
12	14:37:04.594	48.288	+0.153	17.370	15.978	14.940	5	14:30:13.304	49.002	+0.795	17.246	16.129	15.627	
13	14:37:52.947	48.353	+0.218	17.358	16.056	14.939	6	14:32:02.684	1:49.380	+1:01.173	1:18.127	16.318	14.935	
14	14:38:41.112	48.165	+0.030	17.342	15.949	14.874	7	14:32:51.280	48.596	+0.389	17.191	16.230	15.175	
15	14:39:29.328	48.216	+0.081	17.299	16.014	14.903	8	14:33:43.321	52.041	+3.834	17.542	17.788	16.711	
16	14:40:17.615	48.287	+0.152	17.369	15.998	14.920	9	14:34:32.232	48.911	+0.704	17.717	16.265	14.929	
							10	14:35:20.656	48.424	+0.217	17.396	16.184	14.844	
(444) Lars Ossenbeck							11	14:36:09.373	48.717	+0.510	17.612	16.243	14.862	
1	14:27:16.445	53.914	+5.778	19.493	17.806	16.615	12	14:37:01.144	51.771	+3.564	17.488	17.526	16.757	
2	14:28:05.111	48.666	+0.530	17.438	16.212	15.016	13	14:37:51.673	50.529	+2.322	17.378	16.249	16.902	
3	14:28:53.953	48.842	+0.706	17.694	16.210	14.938	14	14:38:40.201	48.528	+0.321	17.440	16.230	14.858	
4	14:29:42.287	48.334	+0.198	17.232	16.242	14.860	15	14:39:28.408	48.207		17.196	16.126	14.885	
5	14:30:30.712	48.425	+0.289	17.258	16.261	14.906	16	14:40:16.716	48.308	+0.101	17.310	16.141	14.857	
6	14:31:19.071	48.359	+0.223	17.315	16.096	14.948								
7	14:32:07.373	48.302	+0.166	17.291	16.118	14.893				</				

INT. ADAC Kartrennen Wackersdorf

DSKC - KZ2

Pro Kart Raceland Wackersdorf 1,190 Km

Test-Session 3 even

20.09.2024 14:25

Practice (15:00 Time) started at 14:25:00

Lap	Time of Day	Lap Tm	Diff	S1 Tm	S2 Tm	S3 Tm
(412) Ajdin Jatic						
1	14:27:01.320	50.043	+1.834	18.577	16.408	15.058
2	14:27:50.738	49.418	+1.209	17.885	16.536	14.997
3	14:28:39.129	48.391	+0.182	17.349	16.094	14.948
4	14:29:27.672	48.543	+0.334	17.384	16.221	14.938
5	14:30:16.043	48.371	+0.162	17.314	16.125	14.932
6	14:31:05.344	49.301	+1.092	17.672	16.079	15.550
7	14:34:09.343	303.999	+2:15.790	2:32.829	16.174	14.996
8	14:34:57.968	48.625	+0.416	17.541	16.127	14.957
9	14:35:47.018	49.050	+0.841	17.980	16.208	14.862
10	14:36:35.245	48.227	+0.018	17.333	16.055	14.839
11	14:37:24.108	48.863	+0.654	17.525	16.475	14.863
12	14:38:12.738	48.630	+0.421	17.293	16.240	15.097
13	14:39:00.947	48.209		17.202	16.118	14.889
14	14:39:49.978	49.031	+0.822	17.419	16.016	15.596

Lap	Time of Day	Lap Tm	Diff	S1 Tm	S2 Tm	S3 Tm
(540) Ondrej Duba						
1	14:27:09.996	54.683	+6.460	20.313	17.463	16.907
2	14:28:03.977	53.981	+5.758	19.400	17.295	17.286
3	14:28:57.510	53.593	+5.310	19.507	17.341	16.685
4	14:29:50.088	52.578	+4.355	19.033	17.267	16.278
5	14:30:42.197	52.109	+3.886	18.911	17.135	16.063
6	14:31:32.898	50.701	+2.478	18.549	16.714	15.438
7	14:32:21.997	49.099	+0.876	17.789	16.353	14.957
8	14:33:10.246	48.249	+0.026	17.281	16.061	14.907
9	14:33:59.278	49.032	+0.809	17.351	16.171	15.510
10	14:34:45.151	1:45.873	+57.650	1:14.420	16.427	15.026
11	14:36:33.571	48.420	+0.197	17.382	16.072	14.966
12	14:37:21.935	48.364	+0.141	17.330	16.073	14.961
13	14:38:12.499	50.564	+2.341	17.604	17.845	15.115
14	14:39:00.722	48.223		17.262	16.120	14.841
15	14:39:49.849	49.127	+0.904	17.571	16.557	14.999
16	14:40:40.835	50.986	+2.763	18.277	16.210	16.499

Lap	Time of Day	Lap Tm	Diff	S1 Tm	S2 Tm	S3 Tm
(488) David Gorcica						
1	14:27:14.771	51.053	+2.788	18.558	17.096	15.399
2	14:28:03.960	49.189	+0.924	17.741	16.300	15.148
3	14:28:52.614	48.654	+0.389	17.498	16.152	15.004
4	14:29:41.123	48.509	+0.244	17.385	16.156	14.968
5	14:30:29.581	48.468	+0.193	17.343	16.155	14.960
6	14:31:18.138	48.557	+0.292	17.328	16.248	14.981
7	14:32:06.403	48.265		17.276	16.019	14.970
8	14:32:54.772	48.369	+0.104	17.310	16.068	14.991
9	14:33:43.377	48.605	+0.340	17.523	16.080	15.002
10	14:34:31.985	48.608	+0.343	17.452	16.132	15.024
11	14:35:20.495	48.510	+0.245	17.366	16.151	14.993
12	14:36:09.199	48.704	+0.439	17.600	16.134	14.970
13	14:36:57.962	48.763	+0.498	17.480	16.198	15.085
14	14:37:46.995	49.033	+0.768	17.811	16.184	15.038
15	14:38:35.514	48.519	+0.254	17.387	16.083	15.049
16	14:39:23.871	48.357	+0.092	17.404	16.020	14.933
17	14:40:13.888	50.017	+1.752	17.327	16.097	16.593

Lap	Time of Day	Lap Tm	Diff	S1 Tm	S2 Tm	S3 Tm
(434) Marcel Ernst						
1	14:27:13.325	53.167	+4.891	20.685	17.252	15.230
2	14:28:02.625	49.300	+1.024	17.606	16.437	15.257
3	14:28:51.447	48.822	+0.546	17.430	16.306	15.086
4	14:29:40.600	49.163	+0.877	17.701	16.416	15.036
5	14:30:29.078	48.478	+0.202	17.333	16.180	14.965
6	14:31:17.433	48.355	+0.079	17.260	16.067	15.028
7	14:32:05.729	48.296	+0.020	17.224	16.097	14.975
8	14:32:54.011	48.282	+0.006	17.290	16.026	14.966
9	14:33:44.011	50.000	+1.724	17.647	16.235	16.118
10	14:36:06.440	2:22.429	+1:34.153	1:51.200	16.262	14.967
11	14:36:55.111	48.671	+0.395	17.420	16.152	15.099
12	14:37:43.387	48.276		17.287	16.021	14.968
13	14:38:31.897	48.510	+0.234	17.357	16.126	15.027
14	14:39:22.413	50.516	+2.240	17.322	16.380	16.814

Lap	Time of Day	Lap Tm	Diff	S1 Tm	S2 Tm	S3 Tm
(506) Aleksij Jalava						
1	14:26:52.276	49.161	+0.846	17.596	16.404	15.161
2	14:27:40.964	48.688	+0.373	17.406	16.187	15.095
3	14:28:29.969	49.005	+0.690	17.645	16.354	15.006
4	14:29:18.884	48.915	+0.600	17.599	16.227	15.089

Lap	Time of Day	Lap Tm	Diff	S1 Tm	S2 Tm	S3 Tm
5	14:30:07.525	48.641	+0.326	17.408	16.157	15.076
6	14:30:56.342	48.817	+0.502	17.486	16.208	15.123
7	14:31:46.627	50.285	+1.970	17.363	16.366	16.556
8	14:34:17.880	2:31.253	+1:42.938	1:59.878	16.231	15.144
9	14:35:06.373	48.493	+0.178	17.361	16.048	15.084
10	14:35:54.877	48.504	+0.189	17.420	16.064	15.020
11	14:36:43.386	48.509	+0.194	17.336	16.166	15.007
12	14:37:31.993	48.607	+0.292	17.350	16.203	15.054
13	14:38:20.412	48.419	+0.104	17.293	16.141	14.985
14	14:39:08.937	48.525	+0.210	17.492	16.054	14.979
15	14:39:58.624	49.687	+1.372	17.316	16.378	15.993
16	14:40:46.939	48.315		17.294	16.048	14.973

Lap	Time of Day	Lap Tm	Diff	S1 Tm	S2 Tm	S3 Tm
(416) Jayden Gushiken						
1	14:26:55.556	50.789	+2.419	18.706	16.760	15.323
2	14:27:45.607	50.051	+1.681	18.080	16.770	15.201
3	14:28:34.338	48.731	+0.361	17.458	16.255	15.018
4	14:29:22.890	48.552	+0.182	17.333	16.171	15.048
5	14:30:11.321	48.431	+0.061	17.433	16.047	14.951
6	14:30:59.691	48.370		17.302	16.056	15.012
7	14:31:48.313	48.622	+0.252	17.669	16.089	14.864
8	14:32:36.809	48.496	+0.126	17.340	16.147	15.009
9	14:33:25.291	48.482	+0.112	17.318	16.155	15.009
10	14:34:13.993	48.702	+0.332	17.373	16.213	15.116
11	14:35:02.467	48.474	+0.104	17.323	16.104	15.047
12	14:35:52.225	49.758	+1.388	17.279	16.491	15.988
13	14:37:32.437	1:40.212	+51.842	1:08.807	16.413	14.992
14	14:38:20.851	48.414	+0.044	17.254	16.223	14.937
15	14:39:09.241	48.390	+0.020	17.338	16.133	14.919
16	14:39:58.026	48.785	+0.415	17.320	16.207	15.258
17	14:40:47.580	49.554	+1.184	17.305	16.329	15.920

Lap	Time of Day	Lap Tm	Diff	S1 Tm	S2 Tm	S3 Tm
(542) Rick Meeuwisz						
1	14:27:14.671	53.793	+5.336	20.185	17.459	16.089
2	14:28:04.638	49.967	+1.570	18.079	16.555	15.333
3	14:28:54.288	49.650	+1.253	18.161	16.526	14.963
4	14:29:43.077	48.789	+0.392	17.639	16.148	15.002
5	14:30:31.538	48.461	+0.064	17.317	16.188	14.956
6	14:31:20.087	48.549	+0.152	17.261	16.260	15.028
7	14:32:09.062	48.975	+0.578	17.823	16.253	14.899
8	14:32:57.459	48.397		17.249	16.151	14.997
9	14:33:46.550	49.091	+0.694	17.314	16.233	15.544
10	14:35:35.796	1:49.246	+1:00.849	1:16.577	17.737	14.932
11	14:36:24.610	48.814	+0.417	17.571	16.355	14.888
12	14:37:13.421	48.811	+0.414	17.424	16.297	15.090
13	14:38:01.932	48.511	+0.114	17.356	16.257	14.898
14	14:38:50.570	48.638	+0.241	17.360	16.306	14.972
15	14:39:39.388	48.818	+0.421	17.324	16.549	14.945
16	14:40:28.378	48.990	+0.593	17.479	16.516	14.995

Lap	Time of Day	Lap Tm	Diff	S1 Tm	S2 Tm	S3 Tm
(534) Wout Kurstjens						
1	14:27:06.156	52.080	+3.656	19.397	17.043	15.640
2	14:27:56.830	50.674	+2.250	18.598	16.737	15.339
3	14:28:45.658	48.828	+0.404	17.458	16.274	15.096
4	14:29:34.906	49.248	+0.824	17.482	16.698	15.068
5	14:30:23.887	48.981	+0.557	17.490	16.344	15.147
6	14:31:12.649	48.762	+0.338	17.433	16.245	15.084
7	14:32:01.295	48.646	+0.222	17.431	16.235	14.980
8	14:32:49.719	48.424		17.304	16.185	14.935
9	14:33:38.153	48.434	+0.010	17.368	16.077	14.989
10	14:34:26.784	48.631	+0.207	17.418	16.148	15.065
11	14:35:15.518	48.734	+0.310			

INT. ADAC Kartrennen Wackersdorf

DSKC - KZ2

Pro Kart Raceland Wackersdorf 1,190 Km

Test-Session 3 even

20.09.2024 14:25

Practice (15:00 Time) started at 14:25:00

Lap	Time of Day	Lap Tm	Diff	S1 Tm	S2 Tm	S3 Tm	Lap	Time of Day	Lap Tm	Diff	S1 Tm	S2 Tm	S3 Tm
8	14:32:57.853	49.470	+0.972	18.359	16.177	14.934							
9	14:33:46.417	48.564	+0.066	17.479	16.164	14.921							
10	14:34:34.989	48.572	+0.074	17.387	16.206	14.979							
11	14:35:23.487	48.498		17.373	16.163	14.962							
12	14:36:12.140	48.653	+0.155	17.384	16.268	15.001							
13	14:37:00.737	48.597	+0.099	17.437	16.161	14.999							
14	14:37:49.360	48.623	+0.125	17.397	16.190	15.036							
15	14:38:37.921	48.561	+0.063	17.415	16.194	14.952							
16	14:39:26.638	48.717	+0.219	17.616	16.160	14.941							
17	14:40:17.691	51.053	+2.555	17.387	16.259	17.407							

(406) Christian Breiter

1	14:27:16.876	53.375	+4.769	19.108	17.472	16.795							
2	14:28:06.194	49.319	+0.703	17.796	16.376	15.147							
3	14:28:55.709	49.515	+0.899	18.031	16.334	15.150							
4	14:29:44.799	49.090	+0.474	17.585	16.385	15.120							
5	14:30:33.703	48.904	+0.288	17.521	16.309	15.074							
6	14:31:22.983	49.280	+0.664	17.857	16.370	15.053							
7	14:32:12.845	49.862	+1.246	17.850	16.787	15.225							
8	14:33:01.521	48.676	+0.060	17.370	16.247	15.059							
9	14:33:50.500	48.979	+0.363	17.556	16.336	15.087							
10	14:34:39.426	48.926	+0.310	17.598	16.305	15.023							
11	14:35:28.493	49.067	+0.451	17.431	16.568	15.068							
12	14:36:17.109	48.616		17.353	16.266	14.997							
13	14:37:05.887	48.778	+0.162	17.435	16.314	15.029							
14	14:37:55.388	49.501	+0.885	17.639	16.503	15.359							
15	14:38:44.428	49.040	+0.424	17.486	16.505	15.049							
16	14:39:33.348	48.920	+0.304	17.538	16.337	15.045							
17	14:40:22.494	49.146	+0.530	17.633	16.413	15.100							

(422) Chris Vandebroek

1	14:27:02.270	49.766	+0.950	18.060	16.565	15.141							
2	14:27:52.428	50.158	+1.342	18.124	16.773	15.261							
3	14:28:41.468	49.040	+0.224	17.509	16.413	15.118							
4	14:29:30.548	49.080	+0.264	17.470	16.506	15.104							
5	14:30:19.961	49.413	+0.597	17.854	16.429	15.130							
6	14:31:09.040	49.079	+0.263	17.561	16.238	15.280							
7	14:31:57.910	48.870	+0.054	17.512	16.396	14.962							
8	14:32:47.452	49.542	+0.726	17.529	16.894	15.119							
9	14:33:36.482	49.030	+0.214	17.649	16.376	15.005							
10	14:34:25.440	48.958	+0.142	17.654	16.273	15.031							
11	14:35:14.904	49.464	+0.648	17.624	16.239	15.601							
12	14:36:04.791	1:30.887	+42.071	59.356	16.503	15.028							
13	14:37:34.958	49.167	+0.351	17.742	16.316	15.109							
14	14:38:24.360	49.402	+0.586	17.673	16.610	15.119							
15	14:39:13.557	49.197	+0.381	17.621	16.468	15.108							
16	14:40:02.373	48.816		17.562	16.287	14.967							

(522) Klaus Parnet

1	14:27:36.220	50.426	+1.041	18.162	16.552	15.722							
2	14:28:25.605	49.385		17.710	16.432	15.243							
3	14:29:15.224	49.619	+0.234	17.800	16.532	15.287							
4	14:30:04.876	49.652	+0.267	17.817	16.529	15.306							
5	14:30:55.363	50.487	+1.102	18.390	16.694	15.403							
6	14:31:45.336	49.973	+0.588	17.713	16.498	15.762							
7	14:34:04.399	2:19.063	+1:29.678	1:47.055	16.603	15.405							
8	14:34:55.238	50.839	+1.454	17.724	16.531	16.584							



DSKC - KZ2

Test-Session 4 odd

Track length: 1.190 Km

Session Started: 16:45:07

Best Lap by: 427 - Emma Felbermayr - 47.870

Rank	#	Driver	Nat	Sponsor Entrant	Nat	License E-License	Make	laps	Best Lap	Diff	In Lap	Penalty
1	427	Emma Felbermayr	AUT	TB Racing Team	DEU	ITEJK2003 KBF38262	KR/TM/Vega	12	47.870		12	
2	431	Simon Rechenmacher	DEU	TB Racing Team	DEU	ITE 38327 KBF38262	KR/TM/Vega	12	48.042	0.172	12	
3	523	Karol Pasiewicz	POL	Dörr Motorsport	DEU	ITE 10000 BIF38420	KR/IAME/Vega	10	48.109	0.239	9	
4	417	Emanuel Mai	DEU	Solgat Motorsport	DEU	ITE 16484 KBF42332	Birel ART/TM/Vega	12	48.117	0.247	7	
5	415	Rouven Wilk	DEU	Mach1 Motorsport	DEU	ITE35449 KBF39310	Mach1/TM/Vega	11	48.152	0.282	11	
6	503	Luca Walter	DEU	Luca Walter	DEU	NKA42403 IDC42403	Sodi/TM/Vega	12	48.175	0.305	9	
7	423	Claudia Henning	DEU	Henning Claudia	DEU	ITE11645 IDC11645	Birel ART/TM/Vega	12	48.189	0.319	12	
8	539	Jiri Becicka	CZE	IPK Factory Team	CZE	ITE24AS0136 IBL2400631	IPK/TM /Vega	10	48.228	0.358	8	
9	563	Erich Huber	DEU	TB Racing Team	DEU	NKA42037 KBF38262	KR/TM/Vega	10	48.259	0.389	5	
10	437	Felix Wischitzki	DEU	ADAC Mittelrhein e.V. RMW Motorsport	DEU	ITE 15497 BIC39010	Tony-Kart/TM/Vega	12	48.322	0.452	12	
11	537	Emils Akmens	LVA	Maranello SRP Factory Team	DEU	ITE 12864 KBF38275	Maranello/TM/Vega	11	48.323	0.453	11	
12	485	Maximilian Spirk	DEU	Dörr Motorsport	DEU	ITE33771 BIF38420	KR/IAME/Vega	10	48.360	0.490	9	
13	505	Luca Colella	DEU	APEX Performance Racing Team	DEU	ITE 21369 BIF38438	Maranello/TM/Vega	11	48.423	0.553	11	
14	515	Edgaras Kelmas	LTU	Paske Racing	LTU	ITE2024-ITE/003 IBL2024-KL/05	Maranello/TM /Vega	10	48.495	0.625	9	
15	425	Noah Gounot	DEU	Solgat Motorsport	DEU	NKA30555 KBF42332	Birel ART/TM/Vega	10	48.545	0.675	10	
16	541	Jiří Safranek	CZE	SKYLARKS KARTING TEAM	CZE	ITE24AS0315 Internationale Austritte B2420701	IPK/TM/Vega	11	48.655	0.785	11	
17	455	Tim Schott	DEU	TB Racing Team	DEU	NKA16563 KBF38262	KR/TM/Vega	10	48.691	0.821	9	
18	513	Edoardo Mormorelli	ITA	Maranello SRP Factory Team	DEU	ITE499685 BIC38275	Maranello/TM/Vega	11	48.729	0.859	9	
19	407	Anders Elkjaer	DNK	Maranello SRP Factory Team	DEU	ITE902 KBF38275	Maranello/TM/Vega	11	48.735	0.865	11	
20	433	Alexander Richter	DEU	Team NKS	DEU	ITE 42057 BIC29153	DR/Modena/Vega	11	48.881	1.011	9	
21	533	Jannik Remmert	DEU	VDB Kart Racing	DEU	ITE19994 KBF10478	Birel ART/TM/Vega	11	49.030	1.160	10	
22	435	Jory Molema	NLD	CRG Holland	NLD	NKA33514 IBL15521008	CRG/TM/Vega	11	49.440	1.570	10	
23	529	Marcin Wojcik	POL	JSTR Jastrzebski Racing	POL	ITEK/E/10044 IBLS/10012/K	Birel /TM/Vega	11	49.638	1.768	5	


Timekeeper
M.Riehmers

Race Director
H.Seidel

Page 1/1

These results are provisional until the conclusion of any judicial and technical matters!

Printed: 20.09.2024 / 16:56



INT. ADAC Kartrennen Wackersdorf

DSKC - KZ2

Pro Kart Raceland Wackersdorf 1,190 Km

Test-Session 4 odd

20.09.2024 16:45

Practice (10:00 Time) started at 16:45:07

Lap	Time of Day	Lap Tm	Diff	S1 Tm	S2 Tm	S3 Tm
(427) Emma Felbermayr						
1	16:47:02.086	51.400	+3.530	19.134	16.949	15.317
2	16:47:50.698	48.612	+0.742	17.421	16.321	14.870
3	16:48:39.095	48.397	+0.527	17.285	16.247	14.865
4	16:49:27.319	48.224	+0.354	17.226	16.160	14.838
5	16:50:15.424	48.105	+0.235	17.196	16.076	14.833
6	16:51:03.579	48.155	+0.285	17.173	16.144	14.838
7	16:51:51.866	48.287	+0.417	17.291	16.129	14.867
8	16:52:39.997	48.131	+0.261	17.217	16.145	14.769
9	16:53:28.001	48.004	+0.134	17.206	16.047	14.751
10	16:54:15.908	47.907	+0.037	17.116	16.029	14.762
11	16:55:03.978	48.070	+0.200	17.236	16.073	14.761
12	16:55:51.848	47.870		17.129	16.000	14.741

Lap	Time of Day	Lap Tm	Diff	S1 Tm	S2 Tm	S3 Tm
(431) Simon Rechenmacher						
1	16:46:55.974	49.671	+1.629	17.996	16.488	15.187
2	16:47:44.812	48.838	+0.796	17.571	16.240	15.027
3	16:48:33.451	48.639	+0.597	17.531	16.171	14.937
4	16:49:21.788	48.337	+0.295	17.310	16.184	14.843
5	16:50:10.081	48.293	+0.251	17.303	16.116	14.874
6	16:50:58.347	48.266	+0.224	17.327	16.111	14.828
7	16:51:46.695	48.348	+0.306	17.238	16.184	14.926
8	16:52:34.937	48.242	+0.200	17.211	16.147	14.884
9	16:53:23.121	48.184	+0.142	17.230	16.042	14.912
10	16:54:11.369	48.248	+0.206	17.231	16.123	14.894
11	16:54:59.721	48.352	+0.310	17.395	16.084	14.873
12	16:55:47.763	48.042		17.177	15.985	14.880

Lap	Time of Day	Lap Tm	Diff	S1 Tm	S2 Tm	S3 Tm
(523) Karol Pasiewicz						
1	16:47:07.021	50.100	+1.991	18.407	16.542	15.151
2	16:47:56.240	49.219	+1.110	17.777	16.411	15.031
3	16:48:44.918	48.678	+0.569	17.489	16.208	14.981
4	16:49:34.273	49.355	+1.246	17.471	16.206	15.678
5	16:51:15.827	1:41.554	+53.445	1:10.059	16.399	15.096
6	16:52:04.452	48.625	+0.516	17.448	16.201	14.976
7	16:52:52.790	48.338	+0.229	17.320	16.145	14.873
8	16:53:44.981	52.191	+4.082	17.831	19.049	15.311
9	16:54:33.090	48.109		17.137	16.146	14.826
10	16:55:24.469	51.379	+3.270	17.138	16.115	18.126

Lap	Time of Day	Lap Tm	Diff	S1 Tm	S2 Tm	S3 Tm
(417) Emanuel Mai						
1	16:46:56.727	49.536	+1.419	17.950	16.458	15.128
2	16:47:45.602	48.875	+0.758	17.578	16.309	14.988
3	16:48:34.051	48.449	+0.332	17.373	16.143	14.933
4	16:49:22.404	48.353	+0.236	17.287	16.122	14.944
5	16:50:10.697	48.293	+0.176	17.287	16.102	14.904
6	16:50:58.939	48.242	+0.125	17.246	16.011	14.985
7	16:51:47.056	48.117		17.228	16.066	14.823
8	16:52:35.229	48.173	+0.056	17.213	16.075	14.885
9	16:53:23.415	48.186	+0.069	17.223	16.076	14.887
10	16:54:11.590	48.175	+0.058	17.216	16.074	14.885
11	16:55:00.351	48.761	+0.644	17.403	16.461	14.897
12	16:55:48.519	48.168	+0.051	17.205	16.125	14.838

Lap	Time of Day	Lap Tm	Diff	S1 Tm	S2 Tm	S3 Tm
(415) Rouven Wilk						
1	16:46:56.577	49.668	+1.516	17.917	16.561	15.190
2	16:47:45.925	49.348	+1.196	17.983	16.317	15.048
3	16:48:34.563	48.638	+0.486	17.422	16.240	14.976
4	16:49:22.888	48.325	+0.173	17.300	16.134	14.891
5	16:50:11.933	49.045	+0.893	17.242	16.206	15.597
6	16:51:00.278	1:36.345	+48.193	1:02.621	18.679	15.045
7	16:52:36.732	48.454	+0.302	17.313	16.153	14.988
8	16:53:24.904	48.172	+0.020	17.254	16.054	14.864
9	16:54:13.318	48.414	+0.262	17.161	16.354	14.899
10	16:55:01.549	48.231	+0.079	17.228	16.142	14.861
11	16:55:49.701	48.152		17.189	16.065	14.898

Lap	Time of Day	Lap Tm	Diff	S1 Tm	S2 Tm	S3 Tm
(503) Luca Walter						
1	16:46:56.111	50.076	+1.901	18.087	16.510	15.479
2	16:47:44.987	48.876	+0.701	17.593	16.244	15.039
3	16:48:33.620	48.633	+0.458	17.469	16.204	14.960
4	16:49:22.109	48.489	+0.314	17.437	16.150	14.902
5	16:50:10.453	48.344	+0.169	17.344	16.026	14.974

Lap	Time of Day	Lap Tm	Diff	S1 Tm	S2 Tm	S3 Tm
6	16:50:59.073	48.620	+0.445	17.259	16.389	14.972
7	16:51:47.344	48.271	+0.096	17.344	16.052	14.875
8	16:52:35.735	48.391	+0.216	17.308	16.165	14.918
9	16:53:23.910	48.175		17.253	16.066	14.856
10	16:54:12.158	48.248	+0.073	17.230	16.060	14.958
11	16:55:00.457	48.299	+0.124	17.222	16.226	14.851
12	16:55:48.727	48.270	+0.095	17.325	16.040	14.905

Lap	Time of Day	Lap Tm	Diff	S1 Tm	S2 Tm	S3 Tm
(423) Claudia Henning						
1	16:46:55.676	49.818	+1.629	18.033	16.582	15.203
2	16:47:44.503	48.827	+0.638	17.493	16.260	15.074
3	16:48:33.200	48.697	+0.508	17.499	16.175	15.023
4	16:49:21.565	48.365	+0.176	17.299	16.095	14.971
5	16:50:09.865	48.900	+0.111	17.260	16.100	14.940
6	16:50:58.060	48.195	+0.006	17.251	16.046	14.898
7	16:51:46.412	48.352	+0.163	17.237	16.223	14.892
8	16:52:34.649	48.237	+0.048	17.273	16.082	14.882
9	16:53:22.860	48.211	+0.022	17.284	16.049	14.878
10	16:54:11.094	48.234	+0.045	17.196	16.116	14.922
11	16:55:00.053	48.959	+0.770	17.541	16.532	14.886
12	16:55:48.242	48.189		17.205	16.029	14.955

Lap	Time of Day	Lap Tm	Diff	S1 Tm	S2 Tm	S3 Tm
(539) Jiri Becicka						
1	16:47:32.040	49.309	+1.081	17.861	16.397	15.051
2	16:48:20.840	48.800	+0.572	17.448	16.363	14.989
3	16:49:09.593	48.753	+0.525	17.478	16.201	15.074
4	16:49:57.928	48.335	+0.107	17.282	16.199	14.854
5	16:50:46.228	48.900	+0.072	17.280	16.205	14.815
6	16:51:35.275	49.047	+0.819	17.318	16.200	15.529
7	16:53:16.546	1:41.271	+53.043	1:10.122	16.224	14.925
8	16:54:04.774	48.228		17.267	16.153	14.808
9	16:54:53.036	48.262	+0.034	17.209	16.205	14.848
10	16:55:45.078	52.042	+3.814	17.585	16.166	18.291

Lap	Time of Day	Lap Tm	Diff	S1 Tm	S2 Tm	S3 Tm
(563) Erich Huber						
1	16:47:09.979	51.883	+3.624	19.216	17.438	15.229
2	16:47:59.192	49.213	+0.954	17.637	16.384	15.192
3	16:48:47.922	48.790	+0.471	17.503	16.244	14.983
4	16:49:36.339	48.417	+0.158	17.342	16.175	14.900
5	16:50:24.598	48.259		17.356	16.040	14.863
6	16:51:13.408	48.810	+0.551	17.442	16.229	15.139
7	16:52:02.357	51.949	+3.690	18.081	18.754	15.114
8	16:52:53.851	48.494	+0.235	17.337	16.255	14.902
9	16:53:43.737	49.886	+1.627	17.494	16.287	16.105
10	16:55:20.755	1:37.018	+48.759	1:01.889	16.194	18.935

Lap	Time of Day	Lap Tm	Diff	S1 Tm	S2 Tm	S3 Tm
(437) Felix Wischlitzki						
1	16:46:57.042	49.677	+1.355	18.057	16.448	15.172
2	16:47:46.276	49.234	+0.912	17.685	16.414	15.135
3	16:48:35.075	48.799	+0.477	17.483	16.248	15.068
4	16:49:23.748	48.673	+0.351	17.450	16.208	15.015
5	16:50:12.594	48.846	+0.524	17.465	16.232	15.149
6	16:51:02.194	49.600	+1.278	17.344	16.754	15.502
7	16:51:50.990	48.796	+0.474	17.521	16.213	15.062
8	16:52:40.518	49.528	+1.206	18.384	16.170	14.974
9	16:53:29.090	48.572	+0.250	17.406	16.155	15.011
10	16:54:17.559	48.469	+0.147	17.331	16.147	14.991
11	16:55:06.000	48.441	+0.119	17.303	16.160	14.978
12	16:55:54.322					

INT. ADAC Kartrennen Wackersdorf

DSKC - KZ2

Pro Kart Raceland Wackersdorf 1,190 Km

Test-Session 4 odd

20.09.2024 16:45

Practice (10:00 Time) started at 16:45:07

Lap	Time of Day	Lap Tm	Diff	S1 Tm	S2 Tm	S3 Tm
1	16:47:07.309	50.138	+1.778	18.413	16.613	15.112
2	16:47:56.522	49.213	+0.853	17.700	16.458	15.055
3	16:48:45.247	48.725	+0.365	17.502	16.289	14.934
4	16:49:34.642	49.395	+1.035	17.364	16.286	15.745
5	16:51:16.074	1:41.432	+53.072	1:10.181	16.241	15.010
6	16:52:04.706	48.632	+0.272	17.394	16.267	14.971
7	16:52:53.363	48.657	+0.297	17.379	16.280	14.998
8	16:53:41.815	48.452	+0.092	17.325	16.119	15.008
9	16:54:30.175	48.350		17.300	16.176	14.884
10	16:55:18.585	48.410	+0.050	17.310	16.220	14.880

(505) Luca Colella

1	16:47:04.815	51.319	+2.896	19.139	16.847	15.333
2	16:47:54.214	49.399	+0.976	17.814	16.369	15.216
3	16:48:43.265	49.051	+0.628	17.636	16.362	15.053
4	16:49:32.162	48.897	+0.474	17.527	16.361	15.009
5	16:50:20.863	48.701	+0.278	17.457	16.185	15.059
6	16:51:10.798	49.935	+1.512	17.417	17.115	15.403
7	16:51:59.772	48.974	+0.551	17.559	16.328	15.087
8	16:52:48.319	48.547	+0.124	17.320	16.227	15.000
9	16:53:36.897	48.578	+0.155	17.338	16.241	14.999
10	16:54:26.338	49.441	+1.018	17.501	16.938	15.002
11	16:55:14.761	48.423		17.291	16.198	14.934

(515) Edgaras Kelmas

1	16:47:11.794	51.458	+2.963	19.312	16.931	15.215
2	16:48:01.796	50.002	+1.507	17.727	16.917	15.358
3	16:48:50.742	48.946	+0.451	17.682	16.196	15.068
4	16:49:40.021	49.279	+0.784	17.786	16.371	15.122
5	16:50:29.395	49.374	+0.879	17.509	16.334	15.531
6	16:52:11.084	1:41.689	+53.194	1:10.379	16.319	14.991
7	16:53:00.166	49.082	+0.587	17.962	16.171	14.949
8	16:53:49.011	48.845	+0.350	17.496	16.259	15.090
9	16:54:37.506	48.495		17.284	16.182	15.029
10	16:55:26.403	48.897	+0.402	17.490	16.180	15.227

(425) Noah Gounot

1	16:47:02.718	51.799	+3.254	19.089	17.034	15.676
2	16:47:52.031	49.313	+0.768	17.717	16.456	15.140
3	16:48:41.068	49.037	+0.492	17.593	16.353	15.091
4	16:49:30.068	49.000	+0.455	17.438	16.447	15.115
5	16:50:18.940	48.872	+0.327	17.520	16.233	15.119
6	16:51:09.407	50.467	+1.922	17.441	16.585	16.441
7	16:52:59.960	1:50.553	+1:02.008	1:17.333	16.564	16.656
8	16:53:55.798	55.838	+7.293	18.864	20.321	16.653
9	16:54:44.699	48.901	+0.356	17.534	16.366	15.001
10	16:55:33.244	48.545		17.361	16.147	15.037

(541) Jiri Safranek

1	16:47:10.822	52.011	+3.356	19.317	17.198	15.496
2	16:48:00.724	49.902	+1.247	17.921	16.612	15.369
3	16:48:50.548	49.824	+1.169	18.105	16.493	15.226
4	16:49:40.921	50.373	+1.718	17.811	16.748	15.814
5	16:50:44.652	1:03.731	+15.076	32.192	16.444	15.095
6	16:51:33.771	49.119	+0.464	17.555	16.499	15.065
7	16:52:22.775	49.004	+0.349	17.627	16.332	15.045
8	16:53:11.788	49.013	+0.358	17.513	16.438	15.062
9	16:54:00.811	49.023	+0.368	17.552	16.402	15.069
10	16:54:49.830	49.019	+0.364	17.557	16.348	15.114
11	16:55:38.485	48.655		17.399	16.249	15.007

(455) Tim Schott

1	16:47:27.553	55.000	+6.309	20.578	17.921	16.501
2	16:48:18.100	50.547	+1.856	18.596	16.630	15.321
3	16:49:07.808	49.708	+1.017	18.069	16.451	15.188
4	16:49:56.781	48.973	+0.282	17.559	16.303	15.111
5	16:50:46.238	49.457	+0.766	17.429	16.170	15.858
6	16:52:36.995	1:50.757	+1:02.066	1:10.443	20.584	19.730
7	16:53:26.003	49.008	+0.317	17.623	16.323	15.062
8	16:54:14.704	48.701	+0.010	17.367	16.274	15.060
9	16:55:03.395	48.691		17.414	16.200	15.077
10	16:55:52.232	48.837	+0.146	17.387	16.164	15.286

(513) Edoardo Mormorelli

1	16:47:15.962	53.799	+4.359	19.745	18.027	16.027
2	16:48:07.401	51.439	+1.999	18.729	17.086	15.624
3	16:48:57.652	50.251	+0.811	18.208	16.760	15.283
4	16:49:47.741	50.089	+0.649	17.803	16.850	15.436
5	16:50:38.189	50.448	+1.008	17.805	16.174	15.469
6	16:51:28.096	49.907	+0.467	17.867	16.687	15.353
7	16:52:17.668	49.572	+0.132	17.653	16.669	15.250
8	16:53:07.216	49.548	+0.108	17.657	16.668	15.223
9	16:53:56.956	49.740	+0.300	17.630	16.602	15.508
10	16:54:46.396	49.440		17.592	16.541	15.307
11	16:55:35.948	49.552	+0.112	17.755	16.556	15.241

Lap	Time of Day	Lap Tm	Diff	S1 Tm	S2 Tm	S3 Tm
1	16:47:25.606	51.354	+2.625	18.901	17.048	15.405
2	16:48:15.067	49.461	+0.732	17.764	16.438	15.259
3	16:49:04.106	49.039	+0.310	17.523	16.352	15.164
4	16:49:53.365	49.259	+0.530	17.571	16.488	15.200
5	16:50:42.324	48.959	+0.230	17.591	16.262	15.106
6	16:51:31.348	49.024	+0.295	17.527	16.301	15.196
7	16:52:20.126	48.778	+0.049	17.407	16.289	15.082
8	16:53:08.901	48.775	+0.046	17.396	16.311	15.068
9	16:53:57.630	48.729		17.521	16.214	14.994
10	16:54:46.622	48.992	+0.263	17.423	16.269	15.300
11	16:55:36.705	50.083	+1.354	17.915	16.349	15.819

(407) Anders Elkjaer

1	16:47:15.764	53.892	+5.157	19.823	17.702	16.367
2	16:48:07.719	51.955	+3.220	18.622	17.052	16.281
3	16:48:58.657	50.938	+2.203	18.519	16.809	15.610
4	16:49:48.381	49.724	+0.989	17.903	16.486	15.335
5	16:50:37.475	49.094	+0.359	17.594	16.324	15.176
6	16:51:26.636	49.161	+0.426	17.673	16.292	15.196
7	16:52:15.745	49.109	+0.374	17.554	16.349	15.206
8	16:53:04.903	49.158	+0.423	17.541	16.407	15.210
9	16:53:53.954	49.051	+0.316	17.443	16.379	15.229
10	16:54:42.778	48.824	+0.089	17.486	16.264	15.074
11	16:55:31.513	48.735		17.390	16.242	15.103

(433) Alexander Richter

1	16:47:11.117	52.098	+3.217	19.360	17.291	15.447
2	16:48:00.953	49.836	+0.955	17.943	16.659	15.234
3	16:48:52.068	51.115	+2.234	19.377	16.545	15.193
4	16:49:41.699	49.631	+0.760	17.985	16.483	15.163
5	16:50:30.764	49.065	+0.184	17.523	16.375	15.167
6	16:51:20.246	49.482	+0.601	17.552	16.659	15.271
7	16:52:09.635	49.389	+0.508	17.587	16.663	15.139
8	16:52:59.383	49.748	+0.867	17.493	16.554	15.701
9	16:53:48.264	48.881		17.437	16.309	15.135
10	16:54:37.238	48.974	+0.093	17.522	16.339	15.113
11	16:55:28.076	50.838	+1.957	17.348	16.468	17.022

(533) Jannik Remmert

1	16:47:10.651	51.994	+2.964	19.193	17.270	15.531
2	16:48:00.596	49.945	+0.915	17.915	16.649	15.381
3	16:48:50.232	49.636	+0.606	17.786	16.527	15.323
4	16:49:39.961	49.729	+0.699	17.914	16.464	15.351
5	16:50:29.808	49.847	+0.817	18.267	16.378	15.202
6	16:51:19.037	49.229	+0.199	17.537	16.391	15.301
7	16:52:08.287	49.250	+0.220	17.511	16.449	15.290
8	16:52:57.352	49.065	+0.035	17.491	16.385	15.189
9	16:53:46.396	49.044	+0.014	17.548	16.337	15.159
10	16:54:35.426	49.030		17.482	16.377	15.171
11	16:55:24.610	49.184	+0.154	17.575	16.374	15.235

(435) Jory Molema

1	16:47:15.962	53.799	+4.359	19.745	18.027	16.027
2	16:48:07.401	51.439	+1.999	18.729	17.086	15.624
3	16:48:57.652	50.251	+0.811	18.208	16.760	15.283
4	16:49:47.741	50.089	+0.649	17.803	16.850	15.436
5	16:50:38.189	50.448	+1.008	17.805	16.174</	

INT. ADAC Kartrennen Wackersdorf

DSKC - KZ2

Pro Kart Raceland Wackersdorf 1,190 Km

Test-Session 4 odd

20.09.2024 16:45

Practice (10:00 Time) started at 16:45:07

Lap	Time of Day	Lap Tm	Diff	S1 Tm	S2 Tm	S3 Tm	Lap	Time of Day	Lap Tm	Diff	S1 Tm	S2 Tm	S3 Tm
10	16:54:40.946	49.778	+0.140	17.793	16.605	15.380							
11	16:55:31.226	50.280	+0.642	17.710	17.033	15.537							



DSKC - KZ2

Test-Session 4 even

Track length: 1.190 Km

Session Started: 17:00:00

Best Lap by: 442 - Maximilian Schleimer - 47.742

Rank	#	Driver	Nat	Sponsor Entrant	Nat	License E-License	Make	laps	Best Lap	Diff	In Lap	Penalty
1	442	Maximilian Schleimer	DEU	ADAC Mittelrhein e.V. Maranello SRP Factory Team	DEU	ITE 11572 KBF38275	Maranello/TM/Vega	12	47.742		9	
2	440	Enzo Bol	NLD	SP Motorsport	NLD	ITE42526 IBL47253	KR/TM/Vega	11	47.796	0.054	10	
3	408	Florian Breitenbach	DEU	Maranello SRP Factory Team	DEU	ITE 16880 KBF38275	Maranello/TM /Vega	11	47.898	0.156	11	
4	502	Louis Binder	DEU	BRM RACING FACTORY S.R.L.	ITA	ITE34543 IBL462163	BRM/TM/Vega	11	47.930	0.188	5	
5	514	Jeffrey Fikse	NLD	Jeffrey Fikse	DEU	ITE40615 IDC40615	Maranello /TM/Vega	11	47.984	0.242	11	
6	512	Oskar Steinbach	DEU	Kartshop Ampfing	DEU	ITE10217 KBF25142	Birel/TM/Vega	10	48.034	0.292	10	
7	414	Ken Algre	EST	Maranello SRP Factory Team	DEU	ITE26407 KBF38275	Maranello/TM /Vega	11	48.043	0.301	8	
8	532	Sven Hayer	DEU	LGK Racing Kart SRL	ITA	ITE 11034 IBL298925	LGK/TM/Vega	11	48.097	0.355	11	
9	466	Maximilian Schreyer	DEU	Maranello SRP Factory Team	DEU	ITE 31254 BIC38275	Maranello/TM /Vega	11	48.103	0.361	11	
10	410	Maurice Schenck	DEU	APEX Performance	DEU	ITE 10412 KBF38438	Maranello/TM/Vega	11	48.171	0.429	10	
11	444	Lars Ossenbeck	DEU	ADAC Niedersachsen/ Sachsen-Anhalt e.V.	DEU	ITE 38498 BIC38443	Maranello/TM/Vega	9	48.236	0.494	7	
12	468	Rick Hartmann	DEU	MSC -Langenfeld e.V. im ADAC VDB Kart Racing	NLD	ITD-C18598 KBF42053	Birel Art/TM/Vega	11	48.239	0.497	7	
13	546	Lenn Nijs	BEL	TB Racing Team	DEU	ITE913267 KBF38262	KR/TM/Vega	11	48.241	0.499	11	
14	452	Erik Müller	DEU	Mach1 Motorsport	DEU	ITE 17884 BIC20651	Mach1/TM /Vega	9	48.273	0.531	9	
15	436	Cedric Malk	CHE	Millennium Racing	DEU	ITE1350 KBF38042	Tony Kart/TM/Vega	10	48.286	0.544	7	
16	506	Aleksi Jalava	FIN	Kail Kart Finland	FIN	ITE34752874 IBL50125317	Kali Kart/TM /Vega	12	48.298	0.556	12	
17	424	Noah Kaltenbach	DEU	Solgat Motorsport	DEU	ITE 41550 KBF42332	Birel ART/TM /Vega	10	48.304	0.562	10	
18	418	Noah Höß	DEU	Solgat Motorsport	DEU	ITE 19884 BIF42332	Birel ART/TM/Vega	11	48.328	0.586	8	
19	540	Ondrej Duba	CZE	SPIRIT RACING s.r.o.	CZE	ITE24AS0512 IBL24AT00161	Birel ART/TM/Vega	11	48.333	0.591	11	
20	412	Ajdin Jatic	NLD	Falcon Racing Team	NLD	ITE52317 12131007	Falcon/TM/Vega	10	48.341	0.599	10	
21	542	Rick Meeuwisz	NLD	Albert Meeuwisz	NLD	ITE54516 IEL55411	Maranello/TM/Vega	11	48.419	0.677	10	
22	538	Daniel Tenback	NLD	Daniel Tenback	NLD	ITE40105 IDC40105	CRG/TM/Vega	9	48.492	0.750	7	
23	534	Wout Kurstjens	NLD	Maranello SRP Factory Team	DEU	ITE46556 KBF38275	Maranello/TM/Vega	11	48.506	0.764	10	
24	406	Christian Breiter	DEU	ADAC Niedersachsen/ Sachsen-Anhalt e.V.	DEU	NKA16756 BIC38443	Maranello/TM/Vega	11	48.510	0.768	5	
25	488	David Gorcica	CZE	FORZA RACING z.s.	CZE	ITE24AS0361 IBL24AT00331	Maranello/TM/Vega	11	48.522	0.780	10	
26	420	Nathalie Kreitz	DEU	VDB Kart Racing	DEU	ITE 14979 KBF10478	Birel ART/TM/Vega	11	48.541	0.799	8	
27	536	Christof Huibers	BEL	Antwerp Karting Racing Team	BEL	t.b.a.901453 Internationale ausländische Bes1/0429	Falcon/TM/Vega	11	48.541	0.799	9	
28	434	Marcel Ernst	DEU	NB Motorsport	DEU	NKA25485 38954	Lenzokart/TM/Vega	11	48.547	0.805	10	
29	416	Jayden Gushiken	DEU	Maranello SRP Factory Team	DEU	NKA41655 KBF38275	Maranello/TM /Vega	11	48.702	0.960	10	
30	422	Chris Vandebroek	DEU	VDB Kart Racing	DEU	ITE 10367 KBF10478	Birel ART/TM/Vega	11	49.013	1.271	9	
31	522	Klaus Parnet	DEU	NEES RACING	DEU	NKA14810 KBF38362	Maranello/TM/Vega	11	49.079	1.337	7	


Timekeeper
M.Riehmers

Race Director
H.Seidel

Page 1/1

These results are provisional until the conclusion of any judicial and technical matters!

Printed: 20.09.2024 / 17:11



INT. ADAC Kartrennen Wackersdorf

DSKC - KZ2

Pro Kart Raceland Wackersdorf 1,190 Km

Test-Session 4 even

20.09.2024 17:00

Practice (10:00 Time) started at 17:00:00

Lap	Time of Day	Lap Tm	Diff	S1 Tm	S2 Tm	S3 Tm
(442) Maximilian Schleimer						
1	17:01:48.132	49.824	+2.082	18.311	16.467	15.046
2	17:02:37.514	49.382	+1.640	17.690	16.269	15.423
3	17:03:28.257	50.743	+3.001	19.493	16.352	14.898
4	17:04:16.535	48.278	+0.536	17.411	16.043	14.824
5	17:05:04.537	48.002	+0.260	17.068	16.048	14.886
6	17:05:52.373	47.836	+0.094	17.132	15.936	14.768
7	17:06:40.463	48.090	+0.348	17.205	16.012	14.873
8	17:07:28.335	47.872	+0.130	17.075	15.991	14.806
9	17:08:16.077	47.742		17.062	15.945	14.735
10	17:09:03.929	47.852	+0.110	17.162	15.937	14.753
11	17:09:51.697	47.768	+0.026	17.096	15.929	14.743
12	17:10:40.700	49.003	+1.261	17.116	15.890	15.997

Lap	Time of Day	Lap Tm	Diff	S1 Tm	S2 Tm	S3 Tm
(440) Enzo Bol						
1	17:02:37.484	50.253	+2.457	18.801	16.410	15.042
2	17:03:29.291	51.807	+4.011	17.648	18.694	15.465
3	17:04:17.363	48.072	+0.276	17.246	15.965	14.861
4	17:05:06.128	48.765	+0.969	17.184	16.552	15.029
5	17:05:54.141	48.013	+0.217	17.240	15.943	14.830
6	17:06:43.061	48.920	+1.124	17.976	16.072	14.872
7	17:07:31.013	47.952	+0.156	17.178	15.890	14.884
8	17:08:18.998	47.985	+0.189	17.163	15.875	14.947
9	17:09:06.834	47.836	+0.040	17.164	15.870	14.802
10	17:09:54.630	47.796		17.131	15.944	14.721
11	17:10:42.677	48.047	+0.251	17.223	15.993	14.831

Lap	Time of Day	Lap Tm	Diff	S1 Tm	S2 Tm	S3 Tm
(408) Florian Breitenbach						
1	17:02:21.758	56.611	+8.713	20.040	19.427	17.144
2	17:03:14.556	52.798	+4.900	19.567	17.105	16.126
3	17:04:08.040	53.484	+5.586	20.337	17.539	15.608
4	17:04:57.681	49.641	+1.743	17.620	16.389	15.632
5	17:05:47.133	49.452	+1.554	17.501	16.423	15.528
6	17:06:35.620	48.487	+0.589	17.331	16.204	14.952
7	17:07:23.834	48.214	+0.316	17.260	15.971	14.983
8	17:08:11.889	48.055	+0.157	17.158	16.012	14.885
9	17:08:59.922	48.033	+0.135	17.208	15.925	14.900
10	17:09:47.974	48.052	+0.154	17.177	16.017	14.858
11	17:10:35.872	47.898		17.131	15.944	14.823

Lap	Time of Day	Lap Tm	Diff	S1 Tm	S2 Tm	S3 Tm
(502) Louis Binder						
1	17:02:37.864	50.136	+2.206	18.651	16.377	15.108
2	17:03:28.059	50.195	+2.265	17.590	16.997	15.608
3	17:04:16.812	48.753	+0.823	17.750	16.116	14.887
4	17:05:04.829	48.017	+0.087	17.145	15.958	14.914
5	17:05:52.759	47.930		17.146	15.936	14.848
6	17:06:40.822	48.063	+0.133	17.153	16.041	14.869
7	17:07:29.245	48.423	+0.493	17.304	16.000	15.119
8	17:08:17.427	48.182	+0.252	17.358	15.946	14.878
9	17:09:05.740	48.313	+0.383	17.331	16.037	14.945
10	17:09:53.741	48.001	+0.071	17.153	15.958	14.890
11	17:10:41.725	47.984	+0.054	17.206	15.917	14.861

Lap	Time of Day	Lap Tm	Diff	S1 Tm	S2 Tm	S3 Tm
(514) Jeffrey Fikse						
1	17:02:12.916	51.724	+3.740	19.449	16.973	15.302
2	17:03:02.017	49.101	+1.117	17.806	16.261	15.034
3	17:03:50.500	48.483	+0.499	17.414	16.190	14.879
4	17:04:38.789	48.289	+0.305	17.291	16.126	14.872
5	17:05:27.011	48.222	+0.238	17.303	16.097	14.822
6	17:06:15.106	48.095	+0.111	17.244	16.065	14.786
7	17:07:03.597	48.491	+0.507	17.316	16.163	15.012
8	17:07:51.707	48.110	+0.126	17.270	16.003	14.837
9	17:08:39.804	48.097	+0.113	17.214	16.019	14.864
10	17:09:27.864	48.060	+0.076	17.253	15.999	14.808
11	17:10:15.848	47.984		17.168	16.017	14.799

Lap	Time of Day	Lap Tm	Diff	S1 Tm	S2 Tm	S3 Tm
(512) Oskar Steinbach						
1	17:01:52.972	50.417	+2.383	18.638	16.606	15.173
2	17:02:41.297	48.325	+0.291	17.309	16.085	14.931
3	17:03:30.845	49.548	+1.514	17.792	16.298	15.458
4	17:04:19.009	48.164	+0.130	17.231	16.085	14.848
5	17:05:07.735	48.726	+0.692	17.188	16.045	15.493
6	17:06:55.036	1:47.301	+59.267	1:16.330	16.041	14.930

Lap	Time of Day	Lap Tm	Diff	S1 Tm	S2 Tm	S3 Tm
7	17:07:43.075	48.039	+0.005	17.168	15.932	14.939
8	17:08:31.238	48.163	+0.129	17.191	15.999	14.973
9	17:09:19.303	48.065	+0.031	17.175	16.011	14.879
10	17:10:07.337	48.034		17.125	15.971	14.938

Lap	Time of Day	Lap Tm	Diff	S1 Tm	S2 Tm	S3 Tm
(414) Ken Algre						
1	17:02:34.888	54.216	+6.173	19.274	17.615	17.327
2	17:03:23.600	48.712	+0.669	17.521	16.232	14.959
3	17:04:12.119	48.519	+0.476	17.386	16.181	14.952
4	17:05:00.512	48.393	+0.350	17.303	16.151	14.939
5	17:05:48.736	48.224	+0.181	17.265	16.063	14.896
6	17:06:37.013	48.277	+0.234	17.296	16.158	14.823
7	17:07:25.176	48.163	+0.120	17.266	16.086	14.811
8	17:08:13.219	48.043		17.191	16.053	14.799
9	17:09:01.447	48.228	+0.185	17.200	16.148	14.880
10	17:09:49.606	48.159	+0.116	17.224	16.118	14.817
11	17:10:38.803	49.197	+1.154	17.220	16.180	15.797

Lap	Time of Day	Lap Tm	Diff	S1 Tm	S2 Tm	S3 Tm
(532) Sven Hayer						
1	17:01:53.137	50.135	+2.038	18.451	16.567	15.117
2	17:02:41.856	48.719	+0.622	17.512	16.229	14.978
3	17:03:31.225	49.369	+1.272	17.530	16.206	15.633
4	17:04:19.638	48.413	+0.316	17.408	16.078	14.927
5	17:05:08.011	48.373	+0.276	17.272	16.161	14.940
6	17:05:56.272	48.261	+0.164	17.272	16.118	14.871
7	17:06:44.582	48.310	+0.213	17.262	16.069	14.979
8	17:07:36.319	51.737	+3.640	17.343	19.110	15.284
9	17:08:24.512	48.193	+0.096	17.193	16.129	14.871
10	17:09:12.791	48.279	+0.182	17.214	16.115	14.950
11	17:10:00.888	48.097		17.227	16.059	14.811

Lap	Time of Day	Lap Tm	Diff	S1 Tm	S2 Tm	S3 Tm
(466) Maximilian Schreyer						
1	17:01:48.990	51.375	+3.272	18.568	16.715	16.092
2	17:03:26.175	1:37.185	+49.082	1:05.637	16.433	15.115
3	17:04:15.348	49.173	+1.070	17.722	16.328	15.123
4	17:05:03.786	48.438	+0.335	17.220	16.159	15.059
5	17:05:52.121	48.335	+0.232	17.351	16.050	14.934
6	17:06:40.668	48.547	+0.444	17.206	16.126	15.215
7	17:07:29.376	48.708	+0.605	17.315	16.276	15.117
8	17:08:17.944	48.568	+0.465	17.526	16.144	14.898
9	17:09:06.096	48.152	+0.049	17.222	16.112	14.818
10	17:09:54.220	48.124	+0.021	17.211	16.048	14.865
11	17:10:42.323	48.103		17.103	16.071	14.929

Lap	Time of Day	Lap Tm	Diff	S1 Tm	S2 Tm	S3 Tm
(410) Maurice Schenck						
1	17:02:35.108	54.215	+6.044	19.335	17.602	17.278
2	17:03:24.000	48.892	+0.721	17.542	16.385	14.965
3	17:04:12.693	48.693	+0.522	17.430	16.345	14.918
4	17:05:01.046	48.353	+0.182	17.215	16.270	14.868
5	17:05:49.269	48.223	+0.052	17.153	16.170	14.900
6	17:06:38.097	48.828	+0.657	17.604	16.242	14.982
7	17:07:26.510	48.413	+0.242	17.228	16.247	14.938
8	17:08:16.544	50.034	+1.863			

INT. ADAC Kartrennen Wackersdorf

DSKC - KZ2

Pro Kart Raceland Wackersdorf 1,190 Km

Test-Session 4 even

20.09.2024 17:00

Practice (10:00 Time) started at 17:00:00

Lap	Time of Day	Lap Tm	Diff	S1 Tm	S2 Tm	S3 Tm
6	17:06:16.377	48.388	+0.149	17.313	16.124	14.951
7	17:07:04.616	48.239		17.236	16.079	14.924
8	17:07:53.042	48.426	+0.187	17.353	16.072	15.001
9	17:08:41.671	48.629	+0.390	17.643	16.114	14.872
10	17:09:30.019	48.348	+0.109	17.298	16.016	15.034
11	17:10:18.270	48.251	+0.012	17.292	16.047	14.912

Lap	Time of Day	Lap Tm	Diff	S1 Tm	S2 Tm	S3 Tm
5	17:05:42.308	48.745	+0.417	17.370	16.360	15.015
6	17:06:30.938	48.630	+0.302	17.407	16.220	15.003
7	17:07:19.360	48.422	+0.094	17.192	16.228	15.002
8	17:08:07.688	48.328		17.199	16.160	14.969
9	17:08:56.153	48.465	+0.137	17.304	16.169	14.992
10	17:09:44.493	48.340	+0.012	17.217	16.180	14.943
11	17:10:34.005	49.512	+1.184	17.321	16.370	15.821

(546) Lenn Nijs

1	17:02:19.200	51.054	+2.813	18.909	16.947	15.198
2	17:03:08.614	49.414	+1.173	17.907	16.358	15.149
3	17:03:57.448	48.834	+0.593	17.526	16.373	14.935
4	17:04:45.893	48.445	+0.204	17.365	16.154	14.926
5	17:05:34.394	48.501	+0.260	17.366	16.168	14.967
6	17:06:22.795	48.401	+0.160	17.383	16.085	14.933
7	17:07:11.264	48.469	+0.228	17.344	16.139	14.986
8	17:07:59.701	48.437	+0.196	17.312	16.159	14.966
9	17:08:48.086	48.385	+0.144	17.373	16.108	14.904
10	17:09:36.451	48.365	+0.124	17.340	16.140	14.885
11	17:10:24.692	48.241		17.277	16.091	14.873

(540) Ondrej Duba

1	17:02:35.813	54.268	+5.935	19.445	17.318	17.505
2	17:03:24.940	49.127	+0.794	17.678	16.320	15.129
3	17:04:13.635	48.695	+0.362	17.447	16.270	14.978
4	17:05:02.233	48.598	+0.265	17.351	16.246	15.001
5	17:05:50.803	48.570	+0.237	17.327	16.218	15.025
6	17:06:39.962	49.159	+0.826	17.970	16.196	14.993
7	17:07:28.723	48.761	+0.428	17.358	16.357	15.046
8	17:08:17.285	48.562	+0.229	17.281	16.239	15.042
9	17:09:06.011	48.726	+0.393	17.270	16.405	15.051
10	17:09:55.366	49.355	+1.022	17.733	16.677	14.945
11	17:10:43.699	48.333		17.302	16.089	14.942

(452) Erik Müller

1	17:01:57.436	50.256	+1.983	18.402	16.553	15.301
2	17:02:46.303	48.867	+0.594	17.599	16.231	15.037
3	17:03:35.062	48.759	+0.486	17.546	16.152	15.061
4	17:04:23.582	48.520	+0.247	17.393	16.146	14.981
5	17:05:13.272	49.690	+1.417	17.468	16.167	16.055
6	17:07:57.916	2:44.644	+1:56.371	2:12.265	17.035	15.344
7	17:08:46.425	48.509	+0.236	17.329	16.135	15.045
8	17:09:35.363	48.938	+0.665	17.369	16.304	15.265
9	17:10:23.636	48.273		17.293	16.117	14.863

(412) Ajdin Jatic

1	17:01:58.012	50.574	+2.233	18.777	16.623	15.174
2	17:02:47.033	49.021	+0.680	17.657	16.269	15.095
3	17:03:35.742	48.709	+0.368	17.543	16.158	15.008
4	17:04:24.488	48.746	+0.405	17.526	16.208	15.012
5	17:05:13.835	49.347	+1.006	17.315	16.287	15.745
6	17:07:21.659	2:07.824	+1:19.483	1:36.686	16.099	15.039
7	17:08:10.250	48.591	+0.250	17.359	16.283	14.949
8	17:08:58.758	48.508	+0.167	17.343	16.222	14.943
9	17:09:47.248	48.490	+0.149	17.471	16.095	14.924
10	17:10:35.589	48.341		17.279	16.180	14.882

(436) Cedric Malk

1	17:02:31.388	50.303	+2.017	18.681	16.446	15.176
2	17:03:20.149	48.761	+0.475	17.506	16.265	14.990
3	17:04:08.740	48.591	+0.305	17.324	16.262	15.005
4	17:04:57.383	48.643	+0.357	17.256	16.302	15.085
5	17:05:45.751	48.368	+0.082	17.282	16.193	14.893
6	17:06:34.157	48.406	+0.120	17.239	16.216	14.951
7	17:07:22.443	48.286		17.242	16.133	14.911
8	17:08:10.763	48.320	+0.034	17.247	16.132	14.941
9	17:08:59.098	48.335	+0.049	17.265	16.142	14.928
10	17:09:48.542	49.444	+1.158	17.442	16.241	15.761

(542) Rick Meeuwisz

1	17:02:13.430	52.081	+3.662	19.526	17.295	15.260
2	17:03:03.079	49.649	+1.230	18.003	16.492	15.154
3	17:03:51.900	48.821	+0.402	17.508	16.348	14.965
4	17:04:40.668	48.768	+0.349	17.368	16.291	15.109
5	17:05:29.290	48.622	+0.203	17.299	16.302	15.021
6	17:06:17.952	48.662	+0.243	17.259	16.172	15.231
7	17:07:08.716	50.764	+2.345	18.318	17.126	15.320
8	17:07:57.478	48.762	+0.343	17.239	16.494	15.029
9	17:08:46.199	48.721	+0.302	17.346	16.317	15.058
10	17:09:34.618	48.419		17.307	16.113	14.999
11	17:10:23.211	48.593	+0.174	17.343	16.257	14.993

(506) Aleks Jajava

1	17:01:51.309	49.802	+1.504	18.191	16.490	15.121
2	17:02:40.457	49.148	+0.850	17.750	16.327	15.071
3	17:03:29.544	49.087	+0.789	17.644	16.348	15.095
4	17:04:18.457	48.913	+0.615	17.491	16.370	15.052
5	17:05:07.107	48.660	+0.352	17.396	16.216	15.038
6	17:05:55.592	48.485	+0.187	17.306	16.224	14.955
7	17:06:44.329	48.737	+0.439	17.254	16.467	15.016
8	17:07:32.902	48.573	+0.275	17.355	16.186	15.032
9	17:08:21.652	48.750	+0.452	17.620	16.122	15.008
10	17:09:10.174	48.522	+0.224	17.436	16.139	14.947
11	17:09:58.718	48.544	+0.246	17.213	16.431	14.900
12	17:10:47.016	48.298		17.283	16.091	14.924

(538) Daniel Tenback

1	17:02:17.057	51.712	+3.220	19.396	17.783	15.533
2	17:03:06.063	49.006	+0.514	17.600	16.306	15.100
3	17:03:54.916	48.853	+0.361	17.481	16.293	15.079
4	17:04:43.742	48.826	+0.334	17.331	16.215	15.280
5	17:05:34.657	50.915	+2.423	17.522	16.831	16.562
6	17:06:23.310	48.653	+0.161	17.379	16.244	15.030
7	17:07:11.802	48.492		17.359	16.083	15.050
8	17:08:00.793	48.991	+0.499	17.236	16.225	15.530
9	17:10:26.189	2:25.396	+1:36.904	1:54.277	16.159	14.960

(424) Noah Kaltenbach

1	17:01:52.029	49.986	+1.682	18.165	16.678	15.143
2	17:02:41.145	49.116	+0.812	17.684	16.434	14.998
3	17:03:30.916	49.771	+1.467	17.740	16.413	15.618
4	17:04:20.908	49.992	+1.688	17.539	16.638	15.815
5	17:05:09.554	48.646	+0.342	17.488	16.172	14.986
6	17:05:58.760	49.206	+0.902	17.396	16.218	15.592
7	17:07:35.312	1:36.552	+48.248	1:05.274	16.197	15.081
8	17:08:23.802	48.490	+0.186	17.372	16.153	14.965
9	17:09:12.206	48.404	+0.100	17.380	16.071	14.953
10	17:10:00.510	48.304		17.274	16.082	14.948

(534) Wout Kurstjens

1	17:02:19.037	53.442	+4.936	19.869	17.311	16.262
2	17:03:09.924	50.887	+2.381	19.092	16.565	15.230
3	17:03:58.929	49.005	+0.499	17.491	16.340	15.174
4	17:04:48.204	49.275	+0.769	17.874	16.302	15.099
5	17:05:37.265	49.061	+0.555	17.474	16.439	15.148
6	17:06:26.177	48.912	+0.406	17.362	16.246	15.314
7	17:07:14.791	48.614	+0.108	17.401	16.165	15.048
8	17:08:03.619	48.828	+0.322	17.472	16.192	15.164
9	17:08:52.403	48.784	+0.278	17.490	16.202	15.092
10	17:09:40.909	48.506		17.450	16.026	15.030
11	17:10:29.775	48.866	+0.360	17.533	16.212	15.121


(418) Noah Hüb

1	17:02:25.222	50.987	+2.659	18.686	16.802	15.499
2	17:03:15.590	50.368	+2.040	18.633	16.546	15.189
3	17:04:04.569	48.979	+0.651	17.668	16.310	15.001
4	17:04:53.563	48.994	+0.666	17.375	16.492	15.127

(406) Christian Breiter

1	17:02:25.057	54.280	+5.770	20.238	18.243	15.799
2	17:03:16.644	51.587	+3.077	19.791	16.634	15.162
3	17:04:05.720	49.076	+0.566	17.626	16.328	15.122

Orbits



INT. ADAC Kartrennen Wackersdorf

DSKC - KZ2

Pro Kart Raceland Wackersdorf 1,190 Km

Test-Session 4 even

20.09.2024 17:00

Practice (10:00 Time) started at 17:00:00

Lap	Time of Day	Lap Tm	Diff	S1 Tm	S2 Tm	S3 Tm
4	17:04:54.353	48.633	+0.123	17.382	16.184	15.067
5	17:05:42.863	48.510		17.344	16.188	14.978
6	17:06:31.500	48.637	+0.127	17.336	16.115	15.186
7	17:07:20.052	48.552	+0.042	17.388	16.108	15.056
8	17:08:08.654	48.602	+0.092	17.391	16.198	15.013
9	17:08:57.447	48.793	+0.283	17.473	16.202	15.118
10	17:09:46.107	48.660	+0.150	17.413	16.234	15.013
11	17:10:34.884	48.777	+0.267	17.389	16.292	15.096

(488) David Gorcica

1	17:02:35.438	54.363	+5.841	19.404	17.595	17.364
2	17:03:24.451	49.013	+0.491	17.644	16.295	15.074
3	17:04:13.225	48.774	+0.262	17.488	16.234	15.052
4	17:05:01.894	48.669	+0.147	17.440	16.194	15.035
5	17:05:50.561	48.667	+0.145	17.455	16.160	15.052
6	17:06:41.265	50.704	+2.182	18.556	16.815	15.333
7	17:07:30.004	48.739	+0.217	17.420	16.264	15.055
8	17:08:19.514	49.510	+0.988	17.710	16.167	15.633
9	17:09:08.428	48.914	+0.392	17.526	16.283	15.105
10	17:09:56.950	48.522		17.376	16.123	15.023
11	17:10:47.042	50.092	+1.570	17.397	16.121	16.574

(420) Nathalie Kretz

1	17:02:14.308	51.189	+2.648	18.307	17.309	15.573
2	17:03:03.464	49.156	+0.615	17.610	16.328	15.218
3	17:03:52.406	48.942	+0.401	17.453	16.420	15.069
4	17:04:41.128	48.722	+0.181	17.423	16.178	15.121
5	17:05:29.912	48.784	+0.243	17.446	16.275	15.063
6	17:06:18.675	48.763	+0.222	17.372	16.301	15.090
7	17:07:07.268	48.593	+0.052	17.306	16.225	15.062
8	17:07:55.809	48.541		17.331	16.135	15.075
9	17:08:44.487	48.678	+0.137	17.348	16.257	15.073
10	17:09:33.030	48.543	+0.002	17.366	16.166	15.011
11	17:10:21.670	48.640	+0.099	17.388	16.192	15.060

(536) Christof Huibers

1	17:02:06.967	49.934	+1.393	18.201	16.385	15.348
2	17:02:56.552	49.585	+1.044	17.701	16.635	15.249
3	17:03:45.677	49.125	+0.584	17.541	16.387	15.197
4	17:04:34.486	48.809	+0.268	17.419	16.286	15.104
5	17:05:23.257	48.771	+0.230	17.439	16.307	15.025
6	17:06:11.953	48.696	+0.155	17.483	16.141	15.072
7	17:07:00.722	48.769	+0.228	17.461	16.218	15.090
8	17:07:49.357	48.635	+0.094	17.383	16.191	15.061
9	17:08:37.898	48.541		17.302	16.237	15.002
10	17:09:26.482	48.584	+0.043	17.471	16.071	15.042
11	17:10:15.178	48.696	+0.155	17.431	16.271	14.994

(434) Marcel Ernst

1	17:02:06.407	50.191	+1.644	18.290	16.662	15.239
2	17:02:56.004	49.597	+1.050	17.868	16.521	15.208
3	17:03:44.982	48.978	+0.431	17.511	16.304	15.163
4	17:04:34.103	49.121	+0.574	17.652	16.266	15.203
5	17:05:22.831	48.728	+0.181	17.428	16.156	15.144
6	17:06:11.626	48.795	+0.248	17.470	16.193	15.132
7	17:07:00.321	48.695	+0.148	17.445	16.154	15.096
8	17:07:48.874	48.553	+0.006	17.408	16.072	15.073
9	17:08:37.462	48.588	+0.041	17.480	16.037	15.071
10	17:09:26.009	48.547		17.388	16.074	15.085
11	17:10:18.504	52.495	+3.948	19.716	16.197	16.582

(416) Jayden Gushiken


1	17:01:50.523	50.558	+1.856	18.287	16.943	15.328
2	17:02:40.808	50.285	+1.583	18.226	16.793	15.266
3	17:03:32.314	51.506	+2.804	18.785	17.237	15.484
4	17:04:21.759	49.445	+0.743	17.699	16.659	15.087
5	17:05:11.167	49.408	+0.706	17.515	16.649	15.244
6	17:05:59.957	48.790	+0.088	17.438	16.247	15.105
7	17:06:48.843	48.886	+0.184	17.583	16.149	15.154
8	17:07:37.597	48.754	+0.052	17.485	16.157	15.112
9	17:08:26.972	49.375	+0.673	17.222	16.808	15.345
10	17:09:15.674	48.702		17.374	16.274	15.054
11	17:10:05.210	49.536	+0.834	17.379	16.249	15.908

(422) Chris Vandebroek

1	17:02:18.841	53.094	+4.081	20.167	17.502	16.425
2	17:03:08.850	50.009	+0.996	17.849	16.616	15.544
3	17:03:58.819	49.969	+0.956	17.700	16.533	15.736
4	17:04:48.933	50.114	+1.101	18.404	16.562	15.148
5	17:05:38.267	49.334	+0.321	17.631	16.491	15.212
6	17:06:27.412	49.145	+0.132	17.620	16.361	15.164
7	17:07:16.587	49.175	+0.162	17.570	16.484	15.121
8	17:08:05.736	49.149	+0.136	17.560	16.523	15.066
9	17:08:54.749	49.013		17.641	16.271	15.101
10	17:09:43.997	49.248	+0.235	17.672	16.502	15.074
11	17:10:33.134	49.137	+0.124	17.593	16.308	15.236

(522) Klaus Parnet

1	17:02:06.025	50.499	+1.420	18.531	16.750	15.218
2	17:02:57.151	51.126	+2.047	19.035	16.836	15.255
3	17:03:46.693	49.542	+0.463	17.455	16.720	15.367
4	17:04:36.319	49.626	+0.547	17.758	16.453	15.415
5	17:05:25.461	49.142	+0.063	17.554	16.345	15.243
6	17:06:14.640	49.179	+0.100	17.644	16.375	15.160
7	17:07:03.719	49.079		17.584	16.184	15.311
8	17:07:52.910	49.191	+0.112	17.555	16.311	15.325
9	17:08:43.052	50.142	+1.063	18.424	16.548	15.170
10	17:09:32.239	49.187	+0.108	17.587	16.309	15.291
11	17:10:22.045	49.806	+0.727	17.537	16.292	15.977



DSKC - KZ2

Serie 1

#	Driver	Nat	Sponsor Entrant	Nat	License E-License	Make
406	Christian Breiter	DEU	ADAC Niedersachsen/ Sachsen-Anhalt e.V.	DEU	NKA16756 BIC38443	Maranello/TM/Vega
408	Florian Breitenbach	DEU	Maranello SRP Factory Team	DEU	ITE 16880 KBF38275	Maranello/TM /Vega
410	Maurice Schenck	DEU	APEX Performance	DEU	ITE 10412 KBF38438	Maranello/TM/Vega
412	Ajdin Jatic	NLD	Falcon Racing Team	NLD	ITE52317 12131007	Falcon/TM/Vega
415	Rouven Wilk	DEU	Mach1 Motorsport	DEU	ITE35449 KBF39310	Mach1/TM/Vega
416	Jayden Gushiken	DEU	Maranello SRP Factory Team	DEU	NKA41655 KBF38275	Maranello/TM /Vega
418	Noah Höb	DEU	Solgat Motorsport	DEU	ITE 19884 BIF42332	Birel ART/TM/Vega
420	Nathalie Kreitz	DEU	VDB Kart Racing	DEU	ITE 14979 KBF10478	Birel ART/TM/Vega
424	Noah Kaltenbach	DEU	Solgat Motorsport	DEU	ITE 41550 KBF42332	Birel ART/TM /Vega
427	Emma Felbermayr	AUT	TB Racing Team	DEU	ITEJK2003 KBF38262	KR/TM/Vega
433	Alexander Richter	DEU	Team NKS	DEU	ITE 42057 BIC29153	DR/Modena/Vega
435	Jory Molema	NLD	CRG Holland	NLD	NKA33514 IBL15521008	CRG/TM/Vega
440	Enzo Bol	NLD	SP Motorsport	NLD	ITE42526 IBL47253	KR/TM/Vega
442	Maximilian Schleimer	DEU	ADAC Mittelrhein e.V. Maranello SRP Factory Team	DEU	ITE 11572 KBF38275	Maranello/TM/Vega
452	Erik Müller	DEU	Mach1 Motorsport	DEU	ITE 17884 BIC20651	Mach1/TM /Vega
468	Rick Hartmann	DEU	MSC -Langenfeld e.V. im ADAC VDB Kart Racing	NLD	ITD-C18598 KBF42053	Birel Art/TM/Vega
503	Luca Walter	DEU	Luca Walter	DEU	NKA42403 IDC42403	Sodi/TM/Vega
506	Aleksi Jalava	FIN	Kali Kart Finland	FIN	ITE34752874 IBL50125317	Kali Kart/TM /Vega
513	Edoardo Mormorelli	ITA	Maranello SRP Factory Team	DEU	ITE499685 BIC38275	Maranello/TM/Vega
515	Edgaras Kelmas	LTU	Paske Racing	LTU	ITE2024-ITE/003 IBL2024-KL/05	Maranello/TM /Vega
523	Karol Pasiewicz	POL	Dörr Motorsport	DEU	ITE 10000 BIF38420	KR/IAME/Vega
532	Sven Hayer	DEU	LGK Racing Kart SRL	ITA	ITE 11034 IBL298925	LGK/TM/Vega
534	Wout Kurstjens	NLD	Maranello SRP Factory Team	DEU	ITE46556 KBF38275	Maranello/TM/Vega
537	Emils Akmens	LVA	Maranello SRP Factory Team	DEU	ITE 12864 KBF38275	Maranello/TM/Vega
539	Jiri Becicka	CZE	IPK Factory Team	CZE	ITE24AS0136 IBL2400631	IPK/TM /Vega
541	Jiri Safranek	CZE	SKYLARKS KARTING TEAM	CZE	ITE24AS0315 Internationale ausländische Be24AT00701	IPK/TM/Vega
546	Lenn Nijs	BEL	TB Racing Team	DEU	ITE913267 KBF38262	KR/TM/Vega

DSKC - KZ2

Serie 2

#	Driver	Nat	Sponsor Entrant	Nat	License E-License	Make
407	Anders Elkjaer		Maranello SRP Factory Team		ITE902 KBF38275	Maranello/TM/Vega
414	Ken Algre		Maranello SRP Factory Team		ITE26407 KBF38275	Maranello/TM /Vega
417	Emanuel Mai		Solgal Motorsport		ITE 16484 KBF42332	Birel ART/TM/Vega
422	Chris Vandebroek		VDB Kart Racing		ITE 10367 KBF10478	Birel ART/TM/Vega
423	Claudia Henning		Henning Claudia		ITE11645 IDC11645	Birel ART/TM/Vega
425	Noah Gounot		Solgal Motorsport		NKA30555 KBF42332	Birel ART/TM/Vega
431	Simon Rechenmacher		TB Racing Team		ITE 38327 KBF38262	KR/TM/Vega
434	Marcel Ernst		NB Motorsport		NKA25485 38954	Lenzokart/TM/Vega
436	Cedric Malk		Millennium Racing		ITE1350 KBF38042	Tony Kart/TM/Vega
437	Felix Wischlitzki		ADAC Mittelrhein e.V. RMW Motorsport		ITE 15497 BIC39010	Tony-Kart/TM/Vega
444	Lars Ossenbeck		ADAC Niedersachsen/ Sachsen-Anhalt e.V.		ITE 38498 BIC38443	Maranello/TM/Vega
455	Tim Schott		TB Racing Team		NKA16563 KBF38262	KR/TM/Vega
466	Maximilian Schreyer		Maranello SRP Factory Team		ITE 31254 BIC38275	Maranello/TM /Vega
485	Maximilian Spirkel		Dörr Motorsport		ITE33771 BIF38420	KR/IAME/Vega
488	David Gorcica		FORZA RACING z.s.		ITE24AS0361 IBL24AT00331	Maranello/TM/Vega
502	Louis Binder		BRM RACING FACTORY S.R.L.		ITE34543 IBL462163	BRM/TM/Vega
505	Luca Colella		APEX Performance Racing Team		ITE 21369 BIF38438	Maranello/TM/Vega
512	Oskar Steinbach		Kartshop Ampfing		ITE10217 KBF25142	Birel/TM/Vega
514	Jeffrey Fikse		Jeffrey Fikse		ITE40615 IDC40615	Maranello /TM/Vega
522	Klaus Parnet		NEES RACING		NKA14810 KBF38362	Maranello/TM/Vega
529	Marcin Wojcik		JSTR Jastrzebski Racing		ITEK/E/10044 IBLS/10012/K	Birel /TM/Vega
533	Jannik Remmert		VDB Kart Racing		ITE19994 KBF10478	Birel ART/TM/Vega
536	Christof Huibers		Antwerp Karting Racing Team		t.b.a.901453 Internationale ausländische Be910429	Falcon/TM/Vega
538	Daniel Tenback		Daniel Tenback		ITE40105 IDC40105	CRG/TM/Vega
540	Ondrej Duba		SPIRIT RACING s.r.o.		ITE24AS0512 IBL24AT00161	Birel ART/TM/Vega
542	Rick Meeuwisz		Albert Meeuwisz		ITE54516 IEL55411	Maranello/TM/Vega
563	Erich Huber		TB Racing Team		NKA42037 KBF38262	KR/TM/Vega

DSKC - KZ2

Free Practice Serie 1

Track length: 1.190 Km

Session Started: 8:35:29

Best Lap by: 440 - Enzo Bol - 47.441

Rank	#	Driver	Nat	Sponsor Entrant	Nat	License E-License	Make	laps	Best Lap	Diff	In Lap	Penalty
1	440	Enzo Bol	NLD	SP Motorsport	NLD	ITE42526 IBL47253	KR/TM/Vega	8	47.441		8	
2	442	Maximilian Schleimer	DEU	ADAC Mittelrhein e.V. Maranello SRP Factory Team	DEU	ITE 11572 KBF38275	Maranello/TM/Vega	7	47.461	0.020	7	
3	523	Karol Pasiewicz	POL	Dörr Motorsport	DEU	ITE 10000 BIF38420	KR/IAME/Vega	6	47.531	0.090	5	
4	546	Lenn Nijs	BEL	TB Racing Team	DEU	ITE913267 KBF38262	KR/TM/Vega	8	47.630	0.189	8	
5	532	Sven Hayer	DEU	LGK Racing Kart SRL	ITA	ITE 11034 IBL298925	LGK/TM/Vega	11	47.784	0.343	6	
6	539	Jiri Becicka	CZE	IPK Factory Team	CZE	ITE24AS0136 IBL2400631	IPK/TM /Vega	9	47.791	0.350	8	
7	537	Emils Akmens	LVA	Maranello SRP Factory Team	DEU	ITE 12864 KBF38275	Maranello/TM/Vega	7	47.853	0.412	7	
8	503	Luca Walter	DEU	Luca Walter	DEU	NKA42403 IDC42403	Sodi/TM/Vega	7	47.882	0.441	7	
9	427	Emma Felbermayr	AUT	TB Racing Team	DEU	ITEJK2003 KBF38262	KR/TM/Vega	6	47.891	0.450	6	
10	415	Rouven Wilk	DEU	Mach1 Motorsport	DEU	ITE35449 KBF39310	Mach1/TM/Vega	7	47.925	0.484	7	
11	416	Jayden Gushiken	DEU	Maranello SRP Factory Team	DEU	NKA41655 KBF38275	Maranello/TM /Vega	8	47.954	0.513	8	
12	410	Maurice Schenck	DEU	APEX Performance	DEU	ITE 10412 KBF38438	Maranello/TM/Vega	8	48.026	0.585	8	
13	468	Rick Hartmann	DEU	MSC -Langenfeld e.V. im ADAC VDB Kart Racing	NLD	ITD-C18598 KBF42053	Birel Art/TM/Vega	11	48.113	0.672	10	
14	452	Erik Müller	DEU	Mach1 Motorsport	DEU	ITE 17884 BIC20651	Mach1/TM /Vega	8	48.174	0.733	8	
15	408	Florian Breitenbach	DEU	Maranello SRP Factory Team	DEU	ITE 16880 KBF38275	Maranello/TM /Vega	7	48.304	0.863	6	
16	534	Wout Kurstjens	NLD	Maranello SRP Factory Team	DEU	ITE46556 KBF38275	Maranello/TM/Vega	10	48.309	0.868	10	
17	420	Nathalie Kreitz	DEU	VDB Kart Racing	DEU	ITE 14979 KBF10478	Birel ART/TM/Vega	11	48.395	0.954	11	
18	418	Noah Höß	DEU	Solgat Motorsport	DEU	ITE 19884 BIF42332	Birel ART/TM/Vega	7	48.451	1.010	7	
19	506	Aleksi Jalava	FIN	Kali Kart Finland	FIN	ITE34752874 IBL50125317	Kali Kart/TM /Vega	8	48.568	1.127	5	
20	433	Alexander Richter	DEU	Team NKS	DEU	ITE 42057 BIC29153	DR/Modena/Vega	10	48.617	1.176	9	
21	412	Ajdin Jatic	NLD	Falcon Racing Team	NLD	ITE52317 12131007	Falcon/TM/Vega	8	48.639	1.198	8	
22	541	Jiri Safranek	CZE	SKYLARKS KARTING TEAM	CZE	ITE24AS0315 Internationale Ausländische BGI470701	IPK/TM/Vega	9	48.660	1.219	5	
23	515	Edgaras Kelmas	LTU	Paske Racing	LTU	ITE2024-ITE/003 IBL2024-KL/05	Maranello/TM /Vega	10	48.701	1.260	9	
24	513	Edoardo Mormorelli	ITA	Maranello SRP Factory Team	DEU	ITE499685 BIC38275	Maranello/TM/Vega	10	49.075	1.634	8	
25	424	Noah Kaltenbach	DEU	Solgat Motorsport	DEU	ITE 41550 KBF42332	Birel ART/TM /Vega	7	49.083	1.642	7	
26	406	Christian Breiter	DEU	ADAC Niedersachsen/ Sachsen-Anhalt e.V.	DEU	NKA16756 BIC38443	Maranello/TM/Vega	7	49.440	1.999	6	
27	435	Jory Molema	NLD	CRG Holland	NLD	NKA33514 IBL15521008	CRG/TM/Vega	10	49.663	2.222	9	


Timekeeper
M.Riehmers

Race Director
H.Seidel

Page 1/1

These results are provisional until the conclusion of any judicial and technical matters!

Printed: 21.09.2024 / 08:47



INT. ADAC Kartrennen Wackersdorf

DSKC - KZ2

Pro Kart Raceland Wackersdorf 1,190 Km

Free Practice Serie 1

21.09.2024 08:35

Practice (10:00 Time) started at 8:35:29

Lap	Time of Day	Lap Tm	Diff	S1 Tm	S2 Tm	S3 Tm
(440) Enzo Bol						
1	8:38:05.093	59.276	+11.835	23.674	18.651	16.951
2	8:38:58.183	53.090	+5.649	19.706	17.344	16.040
3	8:39:49.716	51.533	+4.092	18.941	16.986	15.606
4	8:42:43.633	2:53.917	+2:06.476	2:17.477	19.849	16.591
5	8:43:32.576	48.943	+1.502	17.953	16.126	14.864
6	8:44:20.736	48.160	+0.719	17.142	15.995	15.023
7	8:45:08.393	47.657	+0.216	17.110	15.848	14.699
8	8:45:55.834	47.441		17.000	15.778	14.663

Lap	Time of Day	Lap Tm	Diff	S1 Tm	S2 Tm	S3 Tm
(442) Maximilian Schleimer						
1	8:37:47.106	59.024	+11.563	22.136	19.148	17.740
2	8:38:39.152	52.046	+4.585	19.295	16.432	16.319
3	8:42:23.778	3:44.626	+2:57.165	3:05.945	20.314	18.367
4	8:43:15.785	52.007	+4.546	20.329	16.758	14.920
5	8:44:03.765	47.980	+0.519	17.335	15.952	14.693
6	8:44:51.254	47.489	+0.028	17.007	15.861	14.621
7	8:45:38.715	47.461		16.902	15.850	14.709

Lap	Time of Day	Lap Tm	Diff	S1 Tm	S2 Tm	S3 Tm
(523) Karol Pasiewicz						
1	8:37:54.802	59.133	+11.602	23.144	18.917	17.072
2	8:42:21.306	4:26.504	+3:38.973	3:46.494	21.398	18.612
3	8:43:13.959	52.653	+5.122	19.705	17.632	15.316
4	8:44:02.596	48.637	+1.106	17.512	16.319	14.806
5	8:44:50.127	47.531		17.045	15.823	14.663
6	8:45:38.812	48.685	+1.154	17.128	15.955	15.602

Lap	Time of Day	Lap Tm	Diff	S1 Tm	S2 Tm	S3 Tm
(546) Lenn Nijs						
1	8:38:27.687	56.794	+9.164	22.947	17.879	15.968
2	8:39:18.973	51.286	+3.656	19.202	16.900	15.184
3	8:40:07.945	48.972	+1.342	17.652	16.344	14.976
4	8:40:57.788	49.843	+2.213	17.601	16.347	15.895
5	8:43:28.520	2:30.732	+1:43.102	1:54.550	19.838	16.344
6	8:44:21.360	52.840	+5.210	19.238	18.596	15.006
7	8:45:09.475	48.115	+0.485	17.401	15.978	14.736
8	8:45:57.105	47.630		17.077	15.900	14.653

Lap	Time of Day	Lap Tm	Diff	S1 Tm	S2 Tm	S3 Tm
(532) Sven Hayer						
1	8:37:58.068	1:00.471	+12.687	24.410	20.192	15.869
2	8:38:48.484	50.416	+2.632	18.432	16.779	15.205
3	8:39:37.187	48.703	+0.919	17.453	16.168	15.082
4	8:40:25.298	48.111	+0.327	17.200	16.080	14.831
5	8:41:13.251	47.953	+0.169	17.153	15.979	14.821
6	8:42:01.035	47.784		17.047	16.003	14.734
7	8:42:50.084	49.049	+1.265	17.890	14.890	14.890
8	8:43:38.795	48.711	+0.927	17.714	16.087	14.910
9	8:44:27.116	48.321	+0.537	17.414	16.083	14.824
10	8:45:15.022	47.906	+0.122	17.128	16.001	14.777
11	8:46:03.002	47.980	+0.196	17.113	16.028	14.839

Lap	Time of Day	Lap Tm	Diff	S1 Tm	S2 Tm	S3 Tm
(539) Jiri Becicka						
1	8:38:37.351	1:08.351	+20.560	25.568	20.996	21.787
2	8:39:42.205	1:04.854	+17.063	25.359	20.073	19.422
3	8:40:51.135	1:08.930	+21.139	21.910	20.283	26.737
4	8:41:42.762	51.627	+3.836	19.788	16.486	15.353
5	8:42:31.317	48.555	+0.764	17.574	16.149	14.832
6	8:43:25.185	53.868	+6.077	17.286	18.448	18.134
7	8:44:13.284	48.099	+0.308	17.349	16.042	14.708
8	8:45:01.075	47.791		17.098	15.933	14.760
9	8:45:49.601	48.526	+0.735	17.370	16.062	15.094

Lap	Time of Day	Lap Tm	Diff	S1 Tm	S2 Tm	S3 Tm
(537) Emils Akmens						
1	8:40:50.020	1:07.127	+19.274	24.948	20.725	21.454
2	8:41:44.562	54.542	+6.689	22.537	16.911	15.094
3	8:42:43.755	59.193	+11.340	18.022	24.616	16.555
4	8:43:32.866	49.111	+1.258	18.042	16.138	14.931
5	8:44:20.918	48.052	+0.199	17.244	15.934	14.874
6	8:45:08.974	48.056	+0.203	17.342	15.903	14.811
7	8:45:56.827	47.853		17.198	15.885	14.770

Lap	Time of Day	Lap Tm	Diff	S1 Tm	S2 Tm	S3 Tm
(503) Luca Walter						
1	8:37:43.146	54.639	+6.757	21.124	17.573	15.942
2	8:38:35.429	52.283	+4.401	18.654	16.888	16.741

Lap	Time of Day	Lap Tm	Diff	S1 Tm	S2 Tm	S3 Tm
3	8:42:25.042	3:49.613	+3:01.731	3:11.830	20.185	17.598
4	8:43:17.528	52.486	+4.604	20.100	17.079	15.307
5	8:44:06.377	48.849	+0.967	17.430	16.061	15.358
6	8:44:54.567	48.190	+0.308	17.283	16.047	14.860
7	8:45:42.449	47.882		17.146	15.932	14.804

Lap	Time of Day	Lap Tm	Diff	S1 Tm	S2 Tm	S3 Tm
(427) Emma Felbermayr						
1	8:37:51.903	57.747	+9.856	22.056	17.733	17.958
2	8:42:21.933	4:30.030	+3:42.139	3:48.828	21.913	19.289
3	8:43:16.832	54.899	+7.008	21.039	18.405	15.455
4	8:44:05.338	48.506	+0.615	17.562	16.151	14.793
5	8:44:53.438	48.100	+0.209	17.426	15.955	14.719
6	8:45:41.329	47.891		17.174	15.932	14.785

Lap	Time of Day	Lap Tm	Diff	S1 Tm	S2 Tm	S3 Tm
(415) Rouven Wilk						
1	8:37:42.666	55.665	+7.740	21.390	18.147	16.128
2	8:38:34.966	52.300	+4.375	18.914	16.927	16.459
3	8:42:24.701	3:49.735	+3:01.810	3:11.362	20.832	17.541
4	8:43:17.125	52.424	+4.499	20.160	16.951	15.313
5	8:44:05.601	48.476	+0.551	17.539	16.129	14.808
6	8:44:54.044	48.443	+0.518	17.565	16.080	14.798
7	8:45:41.969	47.925		17.105	16.012	14.808

Lap	Time of Day	Lap Tm	Diff	S1 Tm	S2 Tm	S3 Tm
(416) Jayden Gushiken						
1	8:37:57.294	1:02.375	+14.421	24.355	19.925	18.095
2	8:38:52.448	55.154	+7.200	20.672	18.262	16.220
3	8:39:44.955	52.507	+4.553	19.157	16.918	16.432
4	8:42:58.391	3:13.436	+2:25.482	2:35.281	20.735	17.420
5	8:43:50.049	51.658	+3.704	19.175	17.010	15.473
6	8:44:38.651	48.602	+0.648	17.543	16.112	14.947
7	8:45:26.985	48.334	+0.380	17.323	16.113	14.898
8	8:46:14.939	47.954		17.154	16.062	14.738

Lap	Time of Day	Lap Tm	Diff	S1 Tm	S2 Tm	S3 Tm
(410) Maurice Schenck						
1	8:38:03.148	57.139	+9.113	22.302	18.640	16.197
2	8:38:55.009	51.861	+3.835	18.702	17.195	15.964
3	8:39:45.899	50.890	+2.864	18.108	16.650	16.132
4	8:42:44.321	2:58.422	+2:10.396	2:15.624	25.057	17.741
5	8:43:36.718	52.397	+4.371	19.155	17.590	15.652
6	8:44:25.485	48.767	+0.741	17.588	16.309	14.870
7	8:45:13.851	48.366	+0.340	17.448	16.133	14.785
8	8:46:01.877	48.026		17.197	16.063	14.766

Lap	Time of Day	Lap Tm	Diff	S1 Tm	S2 Tm	S3 Tm
(468) Rick Hartmann						
1	8:37:50.708	56.290	+8.177	22.042	17.775	16.473
2	8:38:42.077	51.369	+3.256	18.849	17.154	15.366
3	8:39:31.662	49.585	+1.472	18.096	16.452	15.037
4	8:40:20.106	48.444	+0.331	17.493	16.082	14.869
5	8:41:08.425	48.319	+0.206	17.368	16.038	14.913
6	8:41:56.662	48.237	+0.124	17.348	16.071	14.818
7	8:42:45.374	48.712	+0.599	17.404	16.127	15.181
8	8:43:35.441	50.067	+1.954	18.262	16.891	14.914
9	8:44:23.717	48.276	+0.163	17.368	16.046	14.862
10						

INT. ADAC Kartrennen Wackersdorf

DSKC - KZ2

Pro Kart Raceland Wackersdorf 1,190 Km

Free Practice Serie 1

21.09.2024 08:35

Practice (10:00 Time) started at 8:35:29

Lap	Time of Day	Lap Tm	Diff	S1 Tm	S2 Tm	S3 Tm
(534) Wout Kurstjens						
1	8:37:57.562	1:02.121	+13.812	24.511	19.516	18.094
2	8:38:53.349	55.787	+7.478	20.877	18.292	16.618
3	8:39:44.511	51.162	+2.853	18.828	16.790	15.544
4	8:40:36.420	51.909	+3.600	19.909	16.681	15.319
5	8:41:26.332	49.912	+1.603	18.166	16.327	15.419
6	8:42:17.055	50.723	+2.414	18.490	16.965	15.268
7	8:43:05.745	48.690	+0.381	17.398	16.236	15.056
8	8:43:54.199	48.454	+0.145	17.390	16.146	14.918
9	8:44:42.590	48.391	+0.082	17.360	16.088	14.943
10	8:45:30.899	48.309		17.393	16.056	14.860

Lap	Time of Day	Lap Tm	Diff	S1 Tm	S2 Tm	S3 Tm
(420) Nathalie Kreitz						
1	8:37:50.853	56.266	+7.871	22.144	17.764	16.358
2	8:38:41.893	51.040	+2.645	18.927	16.681	15.432
3	8:39:32.290	50.397	+2.002	17.985	16.632	15.780
4	8:40:21.062	48.772	+0.377	17.588	16.239	14.945
5	8:41:09.460	48.398	+0.003	17.394	16.052	14.952
6	8:41:58.507	49.047	+0.652	17.721	16.345	14.981
7	8:42:47.441	48.934	+0.539	17.393	16.214	15.327
8	8:43:37.061	49.620	+1.225	17.694	16.870	15.056
9	8:44:25.757	48.696	+0.301	17.488	16.274	14.934
10	8:45:14.217	48.460	+0.065	17.437	16.141	14.882
11	8:46:02.612	48.395		17.340	16.136	14.919

Lap	Time of Day	Lap Tm	Diff	S1 Tm	S2 Tm	S3 Tm
(418) Noah Hüb						
1	8:38:10.091	57.189	+8.738	21.862	18.803	16.524
2	8:39:03.385	53.294	+4.843	19.326	17.563	16.405
3	8:42:43.250	3:39.865	+2:51.414	3:00.187	21.656	18.022
4	8:43:38.580	55.330	+6.879	21.677	17.858	15.795
5	8:44:28.913	50.333	+1.882	18.340	16.709	15.284
6	8:45:17.896	48.983	+0.532	17.582	16.294	15.107
7	8:46:06.347	48.451		17.326	16.167	14.958

Lap	Time of Day	Lap Tm	Diff	S1 Tm	S2 Tm	S3 Tm
(506) Aleks Javala						
1	8:38:06.594	57.981	+9.413	23.443	18.312	16.226
2	8:38:58.410	51.816	+3.248	18.910	17.143	15.763
3	8:39:48.749	50.339	+1.771	18.591	16.751	14.977
4	8:40:37.504	48.765	+0.187	17.573	16.352	14.830
5	8:41:26.072	48.568		17.336	16.344	14.888
6	8:42:16.231	50.169	+1.591	17.351	17.712	15.096
7	8:43:04.947	48.716	+0.148	17.596	16.185	14.935
8	8:43:55.237	50.290	+1.722	17.287	16.163	16.840

Lap	Time of Day	Lap Tm	Diff	S1 Tm	S2 Tm	S3 Tm
(433) Alexander Richter						
1	8:38:00.664	57.662	+9.045	23.323	18.289	16.050
2	8:38:53.805	53.141	+4.524	19.494	17.597	16.050
3	8:39:45.497	51.692	+3.075	18.654	16.852	16.186
4	8:40:36.783	51.286	+2.669	19.164	16.730	15.392
5	8:41:27.178	50.395	+1.778	17.971	17.158	15.266
6	8:42:17.354	50.176	+1.559	17.993	16.978	15.205
7	8:43:06.269	48.915	+0.298	17.586	16.264	15.065
8	8:43:55.022	48.763	+0.136	17.494	16.262	14.997
9	8:44:43.639	48.617		17.455	16.200	14.962
10	8:45:32.278	48.639	+0.022	17.492	16.242	14.905

Lap	Time of Day	Lap Tm	Diff	S1 Tm	S2 Tm	S3 Tm
(412) Ajdin Jatic						
1	8:38:48.840	1:35.629	+46.990	59.283	19.272	17.074
2	8:39:42.903	54.063	+5.424	19.472	17.258	17.333
3	8:40:34.767	51.864	+3.225	20.115	16.502	15.247
4	8:41:35.080	1:00.313	+11.674	22.952	20.548	16.813
5	8:43:09.584	1:34.504	+45.865	1:02.507	16.661	15.336
6	8:43:58.700	49.116	+0.477	17.640	16.349	15.127
7	8:44:47.694	48.994	+0.355	17.816	16.197	14.981
8	8:45:36.333	48.639		17.495	16.177	14.967

Lap	Time of Day	Lap Tm	Diff	S1 Tm	S2 Tm	S3 Tm
(541) Jiri Safranek						
1	8:38:10.145	58.655	+9.995	22.114	19.085	17.456
2	8:39:02.737	52.592	+3.932	19.660	17.333	15.599
3	8:39:52.419	49.682	+1.022	17.944	16.401	15.337
4	8:40:42.178	49.759	+1.099	17.560	16.990	15.209
5	8:41:30.838	48.660		17.463	16.268	14.929
6	8:42:24.510	53.672	+5.012	18.601	17.769	17.302

Lap	Time of Day	Lap Tm	Diff	S1 Tm	S2 Tm	S3 Tm
7	8:43:18.504	53.994	+5.334	19.395	18.319	16.280
8	8:44:07.247	48.743	+0.083	17.632	16.145	14.966
9	8:44:59.164	51.917	+3.257	18.193	17.063	16.661

Lap	Time of Day	Lap Tm	Diff	S1 Tm	S2 Tm	S3 Tm
(515) Edgaras Kelmas						
1	8:38:09.198	1:01.635	+12.934	25.042	19.111	17.482
2	8:39:01.453	52.255	+3.554	19.586	17.138	15.531
3	8:39:51.988	50.535	+1.834	18.069	16.830	15.636
4	8:40:41.768	49.780	+1.079	17.753	16.827	15.200
5	8:41:30.688	48.920	+0.219	17.514	16.408	14.998
6	8:42:21.861	51.173	+2.472	18.260	17.140	15.773
7	8:43:11.629	49.768	+1.067	17.998	16.571	15.199
8	8:44:01.223	49.594	+0.893	17.711	16.365	15.518
9	8:44:49.924	48.701		17.568	16.200	14.943
10	8:45:39.062	49.138	+0.437	17.674	16.268	15.196

Lap	Time of Day	Lap Tm	Diff	S1 Tm	S2 Tm	S3 Tm
(513) Edoardo Mormorelli						
1	8:38:13.211	59.661	+10.586	23.068	19.731	16.862
2	8:39:06.023	52.812	+3.737	20.152	17.167	15.493
3	8:39:55.354	49.331	+0.256	17.775	16.397	15.159
4	8:40:45.312	49.958	+0.883	18.401	16.383	15.174
5	8:41:34.421	49.109	+0.034	17.550	16.456	15.103
6	8:42:25.355	50.934	+1.859	17.542	16.708	16.684
7	8:43:16.177	50.822	+1.747	18.931	16.876	15.015
8	8:44:05.252	49.075		17.602	16.474	14.999
9	8:44:54.992	49.740	+0.665	18.123	16.582	15.035
10	8:45:46.272	51.280	+2.205	19.956	16.398	14.926

Lap	Time of Day	Lap Tm	Diff	S1 Tm	S2 Tm	S3 Tm
(424) Noah Kaltenbach						
1	8:38:05.432	1:02.746	+13.663	24.761	19.996	17.989
2	8:39:00.502	55.070	+5.987	19.810	18.098	17.162
3	8:42:48.124	3:47.622	+2:58.539	3:06.019	22.883	18.720
4	8:43:42.343	54.219	+5.136	20.296	18.094	15.829
5	8:44:33.004	50.661	+1.578	18.440	16.971	15.250
6	8:45:22.302	49.298	+0.215	17.649	16.592	15.057
7	8:46:11.385	49.083		17.542	16.465	15.076

Lap	Time of Day	Lap Tm	Diff	S1 Tm	S2 Tm	S3 Tm
(406) Christian Breiter						
1	8:40:49.319	54.051	+4.611	20.187	17.834	16.030
2	8:41:39.911	50.592	+1.152	18.434	16.847	15.311
3	8:42:30.458	50.547	+1.107	18.513	16.744	15.290
4	8:43:20.229	49.771	+0.331	17.981	16.597	15.193
5	8:44:10.036	49.807	+0.367	17.957	16.565	15.285
6	8:44:59.476	49.440		17.786	16.515	15.139
7	8:45:50.029	50.553	+1.113	17.767	16.510	16.276

Lap	Time of Day	Lap Tm	Diff	S1 Tm	S2 Tm	S3 Tm
(435) Jory Molema						
1	8:38:31.129	1:01.713	+12.050	25.608	19.732	16.373
2	8:39:26.547	55.418	+5.765	21.394	18.264	15.760
3	8:40:18.118	51.571	+1.908	18.613	17.487	15.471
4	8:41:08.391	50.273	+0.610	18.042	16.955	15.276
5	8:42:00.007	51.616	+1.953	18.656	17.697	15.263
6	8:42:51.054	51.047	+1.384	18.527	17.317	15.203</

DSKC - KZ2

Free Practice Serie 2

Track length: 1.190 Km

Session Started: 8:54:55

Best Lap by: 417 - Emanuel Mai - 47.478

Rank	#	Driver	Nat	Sponsor Entrant	Nat	License E-License	Make	laps	Best Lap	Diff	In Lap	Penalty
1	417	Emanuel Mai	DEU	Solgat Motorsport	DEU	ITE 16484 KBF42332	Birel ART/TM/Vega	8	47.478		7	
2	423	Claudia Henning	DEU	Henning Claudia	DEU	ITE11645 IDC11645	Birel ART/TM/Vega	10	47.511	0.033	9	
3	431	Simon Rechenmacher	DEU	TB Racing Team	DEU	ITE 38327 KBF38262	KR/TM/Vega	8	47.547	0.069	6	
4	514	Jeffrey Fikse	NLD	Jeffrey Fikse	DEU	ITE40615 IDC40615	Maranello /TM/Vega	9	47.602	0.124	8	
5	485	Maximilian Spirk	DEU	Dörr Motorsport	DEU	ITE33771 BIF38420	KRI/AME/Vega	7	47.644	0.166	6	
6	414	Ken Algre	EST	Maranello SRP Factory Team	DEU	ITE26407 KBF38275	Maranello/TM /Vega	7	47.685	0.207	6	
7	436	Cedric Malk	CHE	Millennium Racing	DEU	ITE1350 KBF38042	Tony Kart/TM/Vega	7	47.739	0.261	6	
8	563	Erich Huber	DEU	TB Racing Team	DEU	NKA42037 KBF38262	KR/TM/Vega	7	47.788	0.310	7	
9	538	Daniel Tenback	NLD	Daniel Tenback	NLD	ITE40105 IDC40105	CRG/TM/Vega	11	47.819	0.341	9	
10	455	Tim Schott	DEU	TB Racing Team	DEU	NKA16563 KBF38262	KR/TM/Vega	9	47.881	0.403	8	
11	437	Felix Wischitzki	DEU	ADAC Mittelrhein e.V. RMW Motorsport	DEU	ITE 15497 BIC39010	Tony-Kart/TM/Vega	8	47.891	0.413	8	
12	502	Louis Binder	DEU	BRM RACING FACTORY S.R.L.	ITA	ITE34543 IBL462163	BRM/TM/Vega	10	47.925	0.447	9	
13	466	Maximilian Schreyer	DEU	Maranello SRP Factory Team	DEU	ITE 31254 BIC38275	Maranello/TM /Vega	8	47.930	0.452	8	
14	540	Ondrej Duba	CZE	SPIRIT RACING s.r.o.	CZE	ITE24AS0512 IBL24AT00161	Birel ART/TM/Vega	10	47.939	0.461	8	
15	505	Luca Colella	DEU	APEX Performance Racing Team	DEU	ITE 21369 BIF38438	Maranello/TM/Vega	8	47.961	0.483	7	
16	512	Oskar Steinbach	DEU	Kartshop Ampfing	DEU	ITE10217 KBF25142	Birel/TM/Vega	10	47.977	0.499	10	
17	488	David Gorcica	CZE	FORZA RACING z.s.	CZE	ITE24AS0361 IBL24AT00331	Maranello/TM/Vega	10	48.013	0.535	9	
18	542	Rick Meeuwisz	NLD	Albert Meeuwisz	NLD	ITE54516 IEL55411	Maranello/TM/Vega	10	48.035	0.557	9	
19	425	Noah Gounot	DEU	Solgat Motorsport	DEU	NKA30555 KBF42332	Birel ART/TM/Vega	8	48.099	0.621	8	
20	434	Marcel Ernst	DEU	NB Motorsport	DEU	NKA25485 38954	Lenzokart/TM/Vega	10	48.107	0.629	9	
21	536	Christof Huibers	BEL	Antwerp Karting Racing Team	BEL	t.b.a. 901453 Internationale ausländische Beiführer	Falcon/TM/Vega	11	48.240	0.762	10	
22	444	Lars Ossenbeck	DEU	ADAC Niedersachsen/ Sachsen-Anhalt e.V.	DEU	ITE 38498 BIC38443	Maranello/TM/Vega	6	48.294	0.816	5	
23	407	Anders Elkjaer	DNK	Maranello SRP Factory Team	DEU	ITE902 KBF38275	Maranello/TM/Vega	8	48.417	0.939	6	
24	533	Jannik Remmert	DEU	VDB Kart Racing	DEU	ITE19994 KBF10478	Birel ART/TM/Vega	9	48.608	1.130	8	
25	422	Chris Vandebroek	DEU	VDB Kart Racing	DEU	ITE 10367 KBF10478	Birel ART/TM/Vega	10	48.693	1.215	8	
26	522	Klaus Parnet	DEU	NEES RACING	DEU	NKA14810 KBF38362	Maranello/TM/Vega	10	49.102	1.624	10	
27	529	Marcin Wojcik	POL	JSTR Jastrzebski Racing	POL	ITEK/E/10044 IBLS/10012/K	Birel /TM/Vega	10	49.668	2.190	10	


Timekeeper
M.Riehmers

Race Director
H.Seidel

Page 1/1

These results are provisional until the conclusion of any judicial and technical matters!

Printed: 21.09.2024 / 09:06



INT. ADAC Kartrennen Wackersdorf

DSKC - KZ2

Pro Kart Raceland Wackersdorf 1,190 Km

Free Practice Serie 2

21.09.2024 08:55

Practice (10:00 Time) started at 8:54:55

Lap	Time of Day	Lap Tm	Diff	S1 Tm	S2 Tm	S3 Tm
(417) Emanuel Mai						
1	8:57:11.389	59.780	+12.302	20.345	17.409	22.026
2	8:58:02.754	51.365	+3.887	18.519	16.772	16.074
3	9:01:23.500	3:20.746	+2:33.268	2:45.875	18.867	16.004
4	9:02:13.588	50.088	+2.610	18.599	16.461	15.028
5	9:03:01.357	47.769	+0.291	17.166	15.887	14.716
6	9:03:48.948	47.591	+0.113	17.120	15.832	14.639
7	9:04:36.426	47.478		16.956	15.842	14.680
8	9:05:24.112	47.686	+0.208	17.040	15.894	14.752

Lap	Time of Day	Lap Tm	Diff	S1 Tm	S2 Tm	S3 Tm
(423) Claudia Henning						
1	8:57:57.386	1:05.590	+18.079	25.192	20.365	20.033
2	8:58:56.001	58.615	+11.104	22.206	18.050	18.050
3	8:59:51.768	55.767	+8.256	20.609	18.112	17.046
4	9:00:43.676	51.908	+4.397	19.897	16.988	15.023
5	9:01:32.141	48.465	+0.954	17.297	16.307	14.861
6	9:02:20.046	47.905	+0.394	17.210	15.915	14.780
7	9:03:07.583	47.537	+0.026	17.065	15.829	14.643
8	9:03:55.381	47.798	+0.287	17.078	15.947	14.773
9	9:04:42.892	47.511		17.039	15.808	14.664
10	9:05:31.318	48.426	+0.915	16.975	15.871	15.580

Lap	Time of Day	Lap Tm	Diff	S1 Tm	S2 Tm	S3 Tm
(431) Simon Rechenmacher						
1	8:57:17.184	57.653	+10.106	23.022	18.299	16.332
2	8:58:07.299	50.115	+2.568	18.130	16.475	15.510
3	9:01:37.058	3:29.759	+2:42.212	2:53.737	19.658	16.364
4	9:02:27.909	50.851	+3.304	18.583	16.598	15.670
5	9:03:15.752	47.843	+0.296	17.269	15.912	14.662
6	9:04:03.299	47.547		17.091	15.806	14.650
7	9:04:51.632	48.333	+0.786	17.602	16.030	14.701
8	9:05:39.231	47.599	+0.062	17.031	15.892	14.676

Lap	Time of Day	Lap Tm	Diff	S1 Tm	S2 Tm	S3 Tm
(514) Jeffrey Fikse						
1	8:57:47.090	1:01.169	+13.567	23.956	19.730	17.483
2	8:58:41.821	54.731	+7.129	20.172	17.581	16.978
3	8:59:34.077	52.256	+4.654	18.520	17.044	16.692
4	9:01:13.843	1:39.766	+52.164	1:08.038	16.717	15.011
5	9:02:02.215	48.372	+0.770	17.451	16.096	14.825
6	9:02:50.067	47.852	+0.250	17.168	15.934	14.750
7	9:03:37.709	47.642	+0.040	17.121	15.897	14.624
8	9:04:25.311	47.602		16.999	15.871	14.732
9	9:05:13.190	47.879	+0.277	17.228	15.932	14.719

Lap	Time of Day	Lap Tm	Diff	S1 Tm	S2 Tm	S3 Tm
(485) Maximilian Spirk						
1	8:57:18.531	58.733	+11.089	23.210	18.295	17.228
2	9:01:34.098	4:15.567	+3:27.923	3:36.714	20.984	17.869
3	9:02:24.694	50.596	+2.952	19.082	16.496	15.018
4	9:03:12.738	48.044	+0.400	17.921	15.916	14.837
5	9:04:00.465	47.727	+0.083	17.118	15.849	14.760
6	9:04:48.109	47.644		17.057	15.872	14.715
7	9:05:36.380	48.271	+0.627	17.052	15.918	15.301

Lap	Time of Day	Lap Tm	Diff	S1 Tm	S2 Tm	S3 Tm
(414) Ken Algre						
1	8:57:25.272	59.102	+11.417	22.518	19.377	17.207
2	9:01:21.975	3:56.703	+3:09.018	3:20.925	19.302	16.476
3	9:02:12.133	50.158	+2.473	18.725	16.395	15.038
4	9:03:00.157	48.024	+0.339	17.242	16.015	14.767
5	9:03:47.946	47.789	+0.104	17.069	15.962	14.758
6	9:04:35.631	47.685		17.078	15.940	14.667
7	9:05:23.343	47.712	+0.027	17.069	15.936	14.707

Lap	Time of Day	Lap Tm	Diff	S1 Tm	S2 Tm	S3 Tm
(436) Cedric Malk						
1	9:00:13.090	1:01.247	+13.508	21.434	18.245	21.568
2	9:01:02.153	49.063	+1.324	17.790	16.267	15.006
3	9:01:50.219	48.066	+0.327	17.173	16.044	14.849
4	9:02:38.360	48.141	+0.402	17.266	16.040	14.835
5	9:03:26.133	47.773	+0.034	17.063	15.969	14.741
6	9:04:13.872	47.739		17.058	15.994	14.687
7	9:05:02.406	48.534	+0.795	17.079	16.081	15.374

Lap	Time of Day	Lap Tm	Diff	S1 Tm	S2 Tm	S3 Tm
(563) Erich Huber						
1	9:00:16.257	1:02.373	+14.585	25.694	19.802	16.877
2	9:01:08.060	51.803	+4.015	19.274	17.342	15.187

Lap	Time of Day	Lap Tm	Diff	S1 Tm	S2 Tm	S3 Tm
3	9:01:56.537	48.477	+0.689	17.527	16.163	14.787
4	9:02:44.819	48.282	+0.494	17.311	16.141	14.830
5	9:03:33.059	48.240	+0.452	17.216	16.117	14.907
6	9:04:20.928	47.869	+0.081	17.168	15.949	14.752
7	9:05:08.716	47.788		17.123	15.917	14.748

Lap	Time of Day	Lap Tm	Diff	S1 Tm	S2 Tm	S3 Tm
(538) Daniel Tenback						
1	8:57:21.549	58.485	+10.666	21.949	18.979	17.557
2	8:58:15.165	53.616	+5.797	19.934	17.472	16.210
3	8:59:06.096	50.931	+3.112	18.546	16.982	15.403
4	8:59:55.542	49.446	+1.627	18.031	16.342	15.073
5	9:00:44.017	48.475	+0.656	17.350	16.170	14.955
6	9:01:33.655	49.638	+1.819	17.257	17.182	15.199
7	9:02:21.635	47.980	+0.161	17.197	15.974	14.809
8	9:03:09.675	48.040	+0.221	17.188	16.071	14.781
9	9:03:57.494	47.819		17.100	15.958	14.761
10	9:04:45.335	47.841	+0.022	17.099	15.958	14.784
11	9:05:33.226	47.891	+0.072	17.194	15.989	14.708

Lap	Time of Day	Lap Tm	Diff	S1 Tm	S2 Tm	S3 Tm
(455) Tim Schott						
1	8:57:57.758	1:04.996	+17.115	25.317	20.105	19.574
2	8:58:56.935	59.177	+11.296	22.769	18.757	17.651
3	8:59:50.295	53.360	+5.479	19.986	17.678	15.696
4	9:00:40.282	49.987	+2.106	17.917	16.361	15.709
5	9:02:28.812	1:48.530	+1:00.649	1:17.058	16.501	14.971
6	9:03:17.052	48.240	+0.359	17.282	16.168	14.790
7	9:04:05.099	48.047	+0.166	17.102	16.151	14.794
8	9:04:52.980	47.881		17.122	16.015	14.744
9	9:05:40.861	47.881		17.098	16.027	14.756

Lap	Time of Day	Lap Tm	Diff	S1 Tm	S2 Tm	S3 Tm
(437) Felix Wischlitzki						
1	8:57:21.669	1:02.960	+15.069	24.859	19.487	18.614
2	8:58:17.494	55.825	+7.934	21.110	18.051	16.664
3	8:59:10.951	53.457	+5.566	19.681	17.223	16.553
4	9:01:44.583	2:33.632	+1:45.741	1:57.848	19.282	16.502
5	9:02:34.074	49.491	+1.600	18.127	16.311	15.053
6	9:03:22.796	48.722	+0.831	17.446	16.358	14.918
7	9:04:10.709	47.913	+0.022	17.240	15.953	14.720
8	9:04:58.600	47.891		17.149	15.954	14.788

Lap	Time of Day	Lap Tm	Diff	S1 Tm	S2 Tm	S3 Tm
(502) Louis Binder						
1	8:57:58.777	56.289	+8.364	21.175	18.518	16.596
2	8:58:54.867	56.090	+8.165	21.922	17.900	16.268
3	8:59:46.427	51.560	+3.635	18.042	17.348	16.170
4	9:00:35.187	48.760	+0.835	17.539	16.173	15.048
5	9:01:24.224	49.037	+1.112	17.487	16.290	15.260
6	9:02:12.957	48.733	+0.808	17.614	16.141	14.978
7	9:03:01.140	48.183	+0.258	17.286	16.042	14.855
8	9:03:49.692	48.552	+0.627	17.555	16.088	14.909
9	9:04:37.617	47.925		17.144	15.928	14.853
10	9:05:25.551	47.934	+0.009	17.166	15.961	14.807

Lap	Time of Day	Lap Tm	Diff	S1 Tm	S2 Tm	S3 Tm
(466) Maxim						

INT. ADAC Kartrennen Wackersdorf

DSKC - KZ2

Pro Kart Raceland Wackersdorf 1,190 Km

Free Practice Serie 2

21.09.2024 08:55

Practice (10:00 Time) started at 8:54:55

Lap	Time of Day	Lap Tm	Diff	S1 Tm	S2 Tm	S3 Tm
(505) Luca Colella						
1	8:57:12.298	55.967	+8.006	20.799	17.859	17.309
2	9:00:04.024	2:51.726	+2:03.765	2:13.469	21.187	17.070
3	9:01:04.508	1:00.484	+12.523	21.407	20.371	18.706
4	9:01:53.931	49.423	+1.462	18.046	16.389	14.988
5	9:02:42.693	48.762	+0.801	17.566	16.087	15.109
6	9:03:30.816	48.123	+0.162	17.313	16.005	14.805
7	9:04:18.777	47.961		17.233	15.956	14.772
8	9:05:06.772	47.995	+0.034	17.229	15.973	14.793

Lap	Time of Day	Lap Tm	Diff	S1 Tm	S2 Tm	S3 Tm
(512) Oskar Steinbach						
1	8:57:13.488	55.596	+7.619	20.922	18.425	16.249
2	8:58:04.888	51.400	+3.423	18.887	16.965	15.548
3	8:58:55.935	51.047	+3.070	19.194	16.605	15.248
4	8:59:45.649	49.714	+1.737	17.719	16.942	15.053
5	9:00:34.839	49.190	+1.213	17.356	16.174	15.660
6	9:01:24.861	50.022	+2.045	17.411	16.330	16.281
7	9:03:05.913	1:41.052	+53.075	1:09.897	16.218	14.937
8	9:03:54.061	48.148	+0.171	17.230	16.048	14.870
9	9:04:42.436	48.375	+0.398	17.294	16.105	14.976
10	9:05:30.413	47.977		17.125	15.982	14.870

Lap	Time of Day	Lap Tm	Diff	S1 Tm	S2 Tm	S3 Tm
(488) David Gorcica						
1	8:57:22.393	1:01.977	+13.964	23.738	20.101	18.138
2	8:58:20.718	58.325	+10.312	21.725	18.575	18.025
3	8:59:16.715	55.997	+7.984	20.219	18.342	17.436
4	9:00:10.300	53.585	+5.572	20.154	17.441	15.990
5	9:00:59.213	48.913	+0.900	17.570	16.095	15.248
6	9:01:48.528	49.315	+1.302	18.127	16.143	15.045
7	9:02:36.747	48.219	+0.206	17.302	15.983	14.934
8	9:03:24.891	48.144	+0.131	17.269	15.971	14.904
9	9:04:12.904	48.013		17.187	15.936	14.890
10	9:05:01.589	48.685	+0.672	17.422	16.305	14.958

Lap	Time of Day	Lap Tm	Diff	S1 Tm	S2 Tm	S3 Tm
(542) Rick Meeuwisz						
1	8:57:47.188	1:01.126	+13.091	24.205	19.644	17.277
2	8:58:42.246	56.058	+7.023	20.500	17.458	17.100
3	8:59:33.572	51.326	+3.291	18.283	17.070	15.973
4	9:00:22.845	49.273	+1.238	17.935	16.318	15.020
5	9:01:12.246	49.401	+1.366	18.194	16.243	14.964
6	9:02:00.666	48.420	+0.385	17.398	16.167	14.855
7	9:02:48.850	48.184	+0.149	17.313	16.013	14.858
8	9:03:37.049	48.199	+0.164	17.195	16.148	14.856
9	9:04:25.084	48.035		17.126	16.101	14.808
10	9:05:13.857	48.773	+0.738	17.651	16.290	14.832

Lap	Time of Day	Lap Tm	Diff	S1 Tm	S2 Tm	S3 Tm
(425) Noah Gounot						
1	8:57:19.048	59.784	+11.685	22.697	19.668	17.419
2	8:58:16.137	57.089	+8.990	20.451	18.516	18.122
3	9:01:25.995	3:09.858	+2:21.759	2:33.878	19.339	16.641
4	9:02:15.767	49.772	+1.673	18.189	16.556	15.027
5	9:03:04.311	48.544	+0.445	17.543	16.162	14.839
6	9:03:52.721	48.410	+0.311	17.492	16.097	14.821
7	9:04:40.862	48.141	+0.042	17.229	16.117	14.795
8	9:05:28.961	48.099		17.247	16.071	14.781

Lap	Time of Day	Lap Tm	Diff	S1 Tm	S2 Tm	S3 Tm
(434) Marcel Ernst						
1	8:57:57.653	1:11.783	+23.676	24.761	23.556	23.466
2	8:58:56.273	58.620	+10.513	22.264	18.330	18.026
3	8:59:51.712	55.439	+7.332	20.929	17.718	16.792
4	9:00:40.649	48.937	+0.830	17.710	16.139	15.088
5	9:01:30.194	49.545	+1.438	17.961	16.490	15.094
6	9:02:18.611	48.417	+0.310	17.395	15.976	15.046
7	9:03:07.104	48.493	+0.386	17.464	16.043	14.986
8	9:03:55.644	48.540	+0.433	17.362	16.304	14.874
9	9:04:43.751	48.107		17.219	15.957	14.931
10	9:05:32.737	48.986	+0.879	17.264	16.082	15.640

Lap	Time of Day	Lap Tm	Diff	S1 Tm	S2 Tm	S3 Tm
(536) Christof Huibers						
1	8:57:24.178	58.741	+10.501	22.183	19.359	17.199
2	8:58:19.340	55.162	+6.922	20.640	18.129	16.393
3	8:59:10.887	51.547	+3.307	18.229	17.364	15.954
4	9:00:00.196	49.309	+1.069	17.490	16.872	14.947
5	9:00:48.566	48.370	+0.130	17.329	16.114	14.927

Lap	Time of Day	Lap Tm	Diff	S1 Tm	S2 Tm	S3 Tm
6	9:01:37.244	48.678	+0.438	17.328	16.167	15.183
7	9:02:26.786	49.542	+1.302	17.516	16.464	15.562
8	9:03:16.160	49.374	+1.134	17.332	16.167	15.875
9	9:04:04.445	48.285	+0.045	17.246	16.142	14.897
10	9:04:52.685	48.240		17.235	16.141	14.864
11	9:05:43.555	50.870	+2.630	18.087	16.142	16.641

Lap	Time of Day	Lap Tm	Diff	S1 Tm	S2 Tm	S3 Tm
(444) Lars Ossenbeck						
1	9:01:15.938	53.304	+5.010	20.464	17.365	15.475
2	9:02:05.312	49.374	+1.080	17.768	16.433	15.173
3	9:02:54.124	48.812	+0.518	17.510	16.347	14.955
4	9:03:42.830	48.706	+0.412	17.484	16.291	14.931
5	9:04:31.124	48.294		17.315	16.117	14.862
6	9:05:19.470	48.346	+0.052	17.313	16.132	14.901

Lap	Time of Day	Lap Tm	Diff	S1 Tm	S2 Tm	S3 Tm
(407) Anders Elkjaer						
1	8:59:46.916	54.695	+6.278	20.501	18.329	15.865
2	9:00:36.094	49.178	+0.761	17.749	16.361	15.068
3	9:01:25.670	49.576	+1.159	17.735	16.434	15.407
4	9:02:14.556	48.886	+0.469	17.527	16.381	14.978
5	9:03:03.060	48.504	+0.087	17.318	16.205	14.981
6	9:03:51.477	48.417		17.328	16.130	14.959
7	9:04:39.995	48.518	+0.101	17.416	16.138	14.964
8	9:05:28.473	48.478	+0.061	17.426	16.149	14.903

Lap	Time of Day	Lap Tm	Diff	S1 Tm	S2 Tm	S3 Tm
(533) Jannik Remmert						
1	8:57:23.266	59.109	+10.501	22.332	19.059	17.718
2	8:58:19.849	56.583	+7.975	21.177	17.990	17.416
3	9:00:18.092	1:58.243	+1:09.635	1:22.935	17.926	17.382
4	9:01:09.410	51.318	+2.710	19.572	16.454	15.292
5	9:01:58.412	49.002	+0.394	17.621	16.231	15.150
6	9:02:47.267	48.855	+0.247	17.556	16.224	15.075
7	9:03:36.199	48.932	+0.324	17.636	16.231	15.065
8	9:04:24.807	48.608		17.407	16.170	15.031
9	9:05:13.561	48.754	+0.146	17.449	16.326	14.979

Lap	Time of Day	Lap Tm	Diff	S1 Tm	S2 Tm	S3 Tm
(422) Chris Vandebroek						
1	8:57:23.499	1:00.837	+12.144	24.122	19.747	16.968
2	8:58:19.824	56.325	+7.632	21.823	18.087	16.415
3	8:59:12.195	52.371	+3.678	19.128	17.248	15.995
4	9:00:04.479	52.284	+3.591	20.128	16.793	15.363
5	9:00:56.276	51.797	+3.104	19.969	16.678	15.150
6	9:01:45.265	48.989	+0.296	17.642	16.394	14.953
7	9:02:34.713	49.448	+0.755	17.727	16.544	15.177
8	9:03:23.406	48.693		17.477	16.199	15.017
9	9:04:12.470	49.064	+0.371	17.542	16.414	15.108
10	9:05:02.106	49.636	+0.943	17.633	16.758	15.245

Lap	Time of Day	Lap Tm	Diff	S1 Tm	S2 Tm	S3 Tm
(522) Klaus Parnet						
1	8:57:31.755	57.535	+8.433	21.250	19.520	16.765
2	8:58:23.857	52.102	+3.000	18.989	17.319	15.794
3	8:59:14.456	50.599	+1.497	18.141	16.677	15.781
4	9:00:04.719	50.26				

DSKC - KZ2

Qualifying Practice Serie 1

Track length: 1.190 Km

Session Started: 10:50:58

Best Lap by: 442 - Maximilian Schleimer - 47.257

Rank	#	Driver	Nat	Sponsor Entrant	Nat	License E-License	Make	laps	Best Lap	Diff	In Lap	Penalty
1	442	Maximilian Schleimer	DEU	ADAC Mittelrhein e.V. Maranello SRP Factory Team	DEU	ITE 11572 KBF38275	Maranello/TM/Vega	5	47.257		5	
2	523	Karol Pasiewicz	POL	Dörr Motorsport	DEU	ITE 10000 BIF38420	KR/IAME/Vega	5	47.358	0.101	4	
3	440	Enzo Bol	NLD	SP Motorsport	NLD	ITE42526 IBL47253	KR/TM/Vega	5	47.464	0.207	4	
4	539	Jiri Becicka	CZE	IPK Factory Team	CZE	ITE24AS0136 IBL2400631	IPK/TM /Vega	5	47.518	0.261	5	
5	546	Lenn Nijs	BEL	TB Racing Team	DEU	ITE913267 KBF38262	KR/TM/Vega	5	47.654	0.397	3	
6	503	Luca Walter	DEU	Luca Walter	DEU	NKA42403 IDC42403	Sodi/TM/Vega	5	47.727	0.470	5	
7	416	Jayden Gushiken	DEU	Maranello SRP Factory Team	DEU	NKA41655 KBF38275	Maranello/TM /Vega	5	47.767	0.510	5	
8	427	Emma Felbermayr	AUT	TB Racing Team	DEU	ITEJK2003 KBF38262	KR/TM/Vega	5	47.772	0.515	4	
9	408	Florian Breitenbach	DEU	Maranello SRP Factory Team	DEU	ITE 16880 KBF38275	Maranello/TM /Vega	5	47.802	0.545	3	
10	415	Rouven Wilk	DEU	Mach1 Motorsport	DEU	ITE35449 KBF39310	Mach1/TM/Vega	5	47.842	0.585	4	
11	506	Aleksi Jalava	FIN	Kali Kart Finland	FIN	ITE34752874 IBL50125317	Kali Kart/TM /Vega	5	47.851	0.594	3	
12	534	Wout Kurstjens	NLD	Maranello SRP Factory Team	DEU	ITE46556 KBF38275	Maranello/TM/Vega	5	47.930	0.673	4	
13	452	Erik Müller	DEU	Mach1 Motorsport	DEU	ITE 17884 BIC20651	Mach1/TM /Vega	4	47.948	0.691	3	
14	537	Emils Akmens	LVA	Maranello SRP Factory Team	DEU	ITE 12864 KBF38275	Maranello/TM/Vega	5	47.960	0.703	3	
15	468	Rick Hartmann	DEU	MSC -Langenfeld e.V. im ADAC VDB Kart Racing	NLD	ITD-C18598 KBF42053	Birel Art/TM/Vega	5	47.973	0.716	5	
16	410	Maurice Schenck	DEU	APEX Performance	DEU	ITE 10412 KBF38438	Maranello/TM/Vega	4	48.051	0.794	4	
17	515	Edgaras Kelmas	LTU	Paske Racing	LTU	ITE2024-ITE/003 IBL2024-KL/05	Maranello/TM /Vega	4	48.080	0.823	4	
18	418	Noah Höß	DEU	Solgat Motorsport	DEU	ITE 19884 BIF42332	Birel ART/TM/Vega	4	48.273	1.016	4	
19	424	Noah Kaltenbach	DEU	Solgat Motorsport	DEU	ITE 41550 KBF42332	Birel ART/TM /Vega	4	48.451	1.194	3	
20	513	Edoardo Mormorelli	ITA	Maranello SRP Factory Team	DEU	ITE499685 BIC38275	Maranello/TM/Vega	4	48.476	1.219	4	
21	433	Alexander Richter	DEU	Team NKS	DEU	ITE 42057 BIC29153	DR/Modena/Vega	6	48.542	1.285	6	
22	541	Jiri Safranek	CZE	SKYLARKS KARTING TEAM	CZE	ITE24AS0315 Internationale Ausländische Bg2407001	IPK/TM/Vega	5	48.546	1.289	4	
23	420	Nathalie Kreitz	DEU	VDB Kart Racing	DEU	ITE 14979 KBF10478	Birel ART/TM/Vega	4	48.583	1.326	4	
24	406	Christian Breiter	DEU	ADAC Niedersachsen/ Sachsen-Anhalt e.V.	DEU	NKA16756 BIC38443	Maranello/TM/Vega	6	48.762	1.505	5	
25	435	Jory Molema	NLD	CRG Holland	NLD	NKA33514 IBL15521008	CRG/TM/Vega	6	49.147	1.890	5	
26	412	Ajdin Jatic	NLD	Falcon Racing Team	NLD	ITE52317 12131007	Falcon/TM/Vega	3	52.019	4.762	1	
27	532	Sven Hayer	DEU	LGK Racing Kart SRL	ITA	ITE 11034 IBL298925	LGK/TM/Vega	3	49.249	1.992	2	+ 5 pos

Announcements

532 + 5 pos front fairing


Timekeeper
M.Riehmers

Race Director
H.Seidel

Page 1/1

These results are provisional until the conclusion of any judicial and technical matters!

Printed: 21.09.2024 / 11:07



INT. ADAC Kartrennen Wackersdorf

Pro Kart Raceland Wackersdorf 1,190 Km

DSKC - KZ2

Qualifying Practice Serie 1

21.09.2024 10:51

Qualifying (6:00 Time) started at 10:50:58

Lap	Time of Day	Lap Tm	Diff	S1 Tm	S2 Tm	S3 Tm
(442) Maximilian Schleimer						
1	10:54:26.110	49.246	+1.989	18.021	16.374	14.851
2	10:55:13.803	47.693	+0.436	17.102	15.909	14.682
3	10:56:01.290	47.487	+0.230	16.965	15.866	14.656
4	10:56:48.686	47.396	+0.139	16.927	15.878	14.591
5	10:57:35.943	47.257		16.845	15.788	14.624

Lap	Time of Day	Lap Tm	Diff	S1 Tm	S2 Tm	S3 Tm
(523) Karol Pasiewicz						
1	10:54:26.701	49.677	+2.319	18.030	16.598	15.049
2	10:55:14.457	47.766	+0.398	17.116	15.922	14.718
3	10:56:01.871	47.414	+0.056	16.942	15.863	14.609
4	10:56:49.229	47.358		17.007	15.797	14.554
5	10:57:42.849	53.620	+6.262	17.916	17.764	17.940

Lap	Time of Day	Lap Tm	Diff	S1 Tm	S2 Tm	S3 Tm
(440) Enzo Bol						
1	10:54:29.082	49.769	+2.296	18.336	16.440	14.983
2	10:55:16.652	47.570	+0.106	17.137	15.808	14.625
3	10:56:04.594	47.942	+0.478	17.070	15.885	14.987
4	10:56:52.058	47.464		17.015	15.741	14.708
5	10:57:42.402	50.344	+2.880	17.350	16.490	16.504

Lap	Time of Day	Lap Tm	Diff	S1 Tm	S2 Tm	S3 Tm
(539) Jiri Becicka						
1	10:54:05.812	49.411	+1.893	18.110	16.285	15.016
2	10:54:53.762	47.950	+0.432	17.184	16.076	14.690
3	10:55:41.324	47.562	+0.044	17.017	15.904	14.641
4	10:56:28.892	47.568	+0.050	17.031	15.832	14.705
5	10:57:16.410	47.518		16.988	15.887	14.643

Lap	Time of Day	Lap Tm	Diff	S1 Tm	S2 Tm	S3 Tm
(546) Lenn Nijs						
1	10:54:34.335	49.367	+1.713	18.011	16.416	14.940
2	10:55:22.275	47.940	+0.286	17.268	15.933	14.739
3	10:56:09.929	47.654		17.086	15.841	14.727
4	10:56:57.627	47.698	+0.044	17.073	15.912	14.713
5	10:57:45.577	47.950	+0.296	17.148	16.080	14.722

Lap	Time of Day	Lap Tm	Diff	S1 Tm	S2 Tm	S3 Tm
(503) Luca Walter						
1	10:54:21.183	49.886	+2.159	18.009	16.696	15.181
2	10:55:09.278	48.095	+0.368	17.341	15.997	14.757
3	10:55:57.215	47.937	+0.210	17.238	15.913	14.786
4	10:56:45.069	47.854	+0.127	17.139	15.975	14.740
5	10:57:32.796	47.727		17.101	15.958	14.668

Lap	Time of Day	Lap Tm	Diff	S1 Tm	S2 Tm	S3 Tm
(416) Jayden Gushiken						
1	10:54:30.819	50.764	+2.997	18.764	16.766	15.234
2	10:55:19.030	48.211	+0.444	17.303	16.065	14.843
3	10:56:07.842	48.812	+1.045	17.429	16.320	15.063
4	10:56:55.677	47.835	+0.068	17.116	15.989	14.730
5	10:57:43.444	47.767		17.082	15.997	14.688

Lap	Time of Day	Lap Tm	Diff	S1 Tm	S2 Tm	S3 Tm
(427) Emma Felbermayr						
1	10:54:20.910	50.843	+3.071	18.860	16.932	15.051
2	10:55:09.090	48.180	+0.408	17.405	16.028	14.747
3	10:55:56.937	47.847	+0.075	17.118	15.980	14.749
4	10:56:44.709	47.772		17.106	15.981	14.685
5	10:57:32.583	47.874	+0.102	17.128	16.047	14.699

Lap	Time of Day	Lap Tm	Diff	S1 Tm	S2 Tm	S3 Tm
(408) Florian Breitenbach						
1	10:54:30.367	50.582	+2.780	18.524	16.941	15.117
2	10:55:18.460	48.103	+0.301	17.309	15.985	14.809
3	10:56:06.262	47.802		17.058	15.897	14.847
4	10:56:54.209	47.947	+0.145	17.164	15.973	14.810
5	10:57:42.061	47.852	+0.050	17.129	15.916	14.807

Lap	Time of Day	Lap Tm	Diff	S1 Tm	S2 Tm	S3 Tm
(415) Rouven Wilk						
1	10:54:31.555	49.953	+2.111	18.190	16.785	14.978
2	10:55:19.514	47.959	+0.117	17.260	15.966	14.733
3	10:56:07.441	47.927	+0.085	17.185	15.917	14.825
4	10:56:55.283	47.842		17.158	15.919	14.765
5	10:57:43.195	47.912	+0.070	17.142	15.968	14.802

Lap	Time of Day	Lap Tm	Diff	S1 Tm	S2 Tm	S3 Tm
(506) Aleksí Jalava						
1	10:54:32.043	50.302	+2.451	18.616	16.543	15.143
2	10:55:20.161	48.118	+0.267	17.290	15.993	14.835

Lap	Time of Day	Lap Tm	Diff	S1 Tm	S2 Tm	S3 Tm
3	10:56:08.012	47.851		17.112	15.936	14.803
4	10:56:56.992	48.980	+1.129	17.232	16.180	15.568
5	10:57:44.932	47.940	+0.089	17.161	15.941	14.838

Lap	Time of Day	Lap Tm	Diff	S1 Tm	S2 Tm	S3 Tm
(534) Wout Kurstjens						
1	10:54:32.871	50.602	+2.672	19.096	16.428	15.078
2	10:55:21.215	48.344	+0.414	17.427	16.011	14.906
3	10:56:09.214	47.999	+0.069	17.287	15.841	14.871
4	10:56:57.144	47.930		17.192	15.911	14.827
5	10:57:47.267	50.123	+2.193	17.577	16.444	16.102

Lap	Time of Day	Lap Tm	Diff	S1 Tm	S2 Tm	S3 Tm
(452) Erik Müller						
1	10:54:36.867	50.420	+2.472	19.127	16.313	14.980
2	10:55:25.152	48.285	+0.337	17.283	16.032	14.970
3	10:56:13.100	47.943		17.222	15.907	14.819
4	10:57:01.750	48.650	+0.702	17.427	16.103	15.120

Lap	Time of Day	Lap Tm	Diff	S1 Tm	S2 Tm	S3 Tm
(537) Emils Akmens						
1	10:54:27.328	49.762	+1.792	17.934	16.356	15.462
2	10:55:15.707	48.379	+0.419	17.538	16.014	14.827
3	10:56:03.667	47.960		17.234	15.922	14.804
4	10:56:51.685	48.018	+0.058	17.229	15.966	14.823
5	10:57:39.645	47.960		17.185	15.970	14.805

Lap	Time of Day	Lap Tm	Diff	S1 Tm	S2 Tm	S3 Tm
(468) Rick Hartmann						
1	10:54:31.777	49.978	+2.005	18.144	16.586	15.248
2	10:55:20.290	48.513	+0.540	17.362	16.320	14.831
3	10:56:08.271	47.981	+0.008	17.250	15.940	14.791
4	10:56:56.442	48.171	+0.198	17.223	16.097	14.851
5	10:57:44.415	47.973		17.186	16.012	14.775

Lap	Time of Day	Lap Tm	Diff	S1 Tm	S2 Tm	S3 Tm
(410) Maurice Schenck						
1	10:54:39.171	49.430	+1.379	17.945	16.395	15.090
2	10:55:27.599	48.428	+0.377	17.363	16.199	14.866
3	10:56:15.740	48.141	+0.090	17.257	16.036	14.848
4	10:57:03.791	48.051		17.183	16.066	14.802

Lap	Time of Day	Lap Tm	Diff	S1 Tm	S2 Tm	S3 Tm
(515) Edgaras Kelmas						
1	10:54:36.134	50.098	+2.018	18.334	16.549	15.215
2	10:55:24.763	48.629	+0.549	17.421	16.259	14.949
3	10:56:13.941	49.178	+1.098	17.178	16.212	15.788
4	10:57:02.021	48.080		17.182	16.002	14.896

Lap	Time of Day	Lap Tm	Diff	S1 Tm	S2 Tm	S3 Tm
(418) Noah Höb						
1	10:54:43.498	49.461	+1.188	18.022	16.363	15.076
2	10:55:33.636	50.138	+1.865	17.491	17.003	15.644
3	10:56:22.506	48.870	+0.597	17.712	16.203	14.955
4	10:57:10.779	48.273		17.231	16.217	14.825

Lap	Time of Day	Lap Tm	Diff	S1 Tm	S2 Tm	S3 Tm
(424) Noah Kaltenbach						
1	10:54:41.487	50.636	+2.184	18.605	16.837	15.193
2	10:55:30.959	49.472	+1.021	17.587	16.827	15.058
3	10:56:19.410	48.451		17.358	16.177	14.916
4	10:57:07.918	48.508	+0.057	17.448	16.214	14.846

Lap	Time of Day	Lap Tm	Diff	S1 Tm	S2 Tm	S3 Tm
(513) Edoardo Mormorelli						
1	10:54:42.944	52.289	+3.813	19.692	17.144	15.453
2	10:55:32.088	49.144	+0.6			

INT. ADAC Kartrennen Wackersdorf

DSKC - KZ2

Pro Kart Raceland Wackersdorf 1,190 Km

Qualifying Practice Serie 1

21.09.2024 10:51

Qualifying (6:00 Time) started at 10:50:58

Lap	Time of Day	Lap Tm	Diff	S1 Tm	S2 Tm	S3 Tm	Lap	Time of Day	Lap Tm	Diff	S1 Tm	S2 Tm	S3 Tm
5	10:57:21.240	48.584	+0.038	17.372	16.279	14.933							
(420) Nathalie Kreitz													
1	10:54:35.317	49.645	+1.062	18.130	16.307	15.208							
2	10:55:24.149	48.832	+0.249	17.505	16.130	15.197							
3	10:56:12.961	48.812	+0.229	17.342	16.181	15.289							
4	10:57:01.544	48.583		17.381	16.110	15.092							
(406) Christian Breiter													
1	10:53:22.760	52.945	+4.183	19.853	17.536	15.556							
2	10:54:14.089	51.329	+2.567	18.456	17.565	15.308							
3	10:55:03.189	49.100	+0.338	17.594	16.389	15.117							
4	10:55:52.164	48.975	+0.213	17.546	16.361	15.068							
5	10:56:40.926	48.762		17.446	16.306	15.010							
6	10:57:29.712	48.786	+0.024	17.394	16.356	15.036							
(435) Jory Molema													
1	10:53:21.131	55.281	+6.134	20.995	17.622	16.664							
2	10:54:11.813	50.682	+1.535	18.365	16.971	15.346							
3	10:55:01.124	49.311	+0.164	17.685	16.473	15.153							
4	10:55:50.417	49.293	+0.146	17.675	16.527	15.091							
5	10:56:39.564	49.147		17.696	16.448	15.003							
6	10:57:28.872	49.308	+0.161	17.596	16.605	15.107							
(412) Ajdin Jatic													
1	10:54:33.168	52.019		18.354	17.785	15.880							
2	10:55:32.783	59.615	+7.596	24.842	18.881	15.892							
3	10:56:28.637	55.854	+3.835	20.363	18.281	17.210							
(532) Sven Hayer													
1	10:53:30.224	53.497	+4.248	20.391	17.267	15.839							
2	10:54:19.473	49.249		18.119	16.166	14.964							
3	10:55:09.377	49.904	+0.655	17.279	16.105	16.520							

DSKC - KZ2

Qualifying Practice Serie 2

Track length: 1.190 Km

Session Started: 11:04:00

Best Lap by: 423 - Claudia Henning - 47.396

Rank	#	Driver	Nat	Sponsor Entrant	Nat	License E-License	Make	laps	Best Lap	Diff	In Lap	Penalty
1	423	Claudia Henning	DEU	Henning Claudia	DEU	ITE11645 IDC11645	Birel ART/TM/Vega	5	47.396		3	
2	417	Emanuel Mai	DEU	Solgat Motorsport	DEU	ITE 16484 KBF42332	Birel ART/TM/Vega	5	47.487	0.091	3	
3	431	Simon Rechenmacher	DEU	TB Racing Team	DEU	ITE 38327 KBF38262	KR/TM/Vega	5	47.562	0.166	3	
4	414	Ken Algre	EST	Maranello SRP Factory Team	DEU	ITE26407 KBF38275	Maranello/TM /Vega	5	47.577	0.181	5	
5	502	Louis Binder	DEU	BRM RACING FACTORY S.R.L.	ITA	ITE34543 IBL462163	BRM/TM/Vega	5	47.604	0.208	5	
6	485	Maximilian Spirk	DEU	Dörr Motorsport	DEU	ITE33771 BIF38420	KR/IAME/Vega	5	47.726	0.330	4	
7	436	Cedric Malk	CHE	Millennium Racing	DEU	ITE1350 KBF38042	Tony Kart/TM/Vega	5	47.745	0.349	3	
8	437	Felix Wischitzki	DEU	ADAC Mittelrhein e.V. RMW Motorsport	DEU	ITE 15497 BIC39010	Tony-Kart/TM/Vega	5	47.784	0.388	4	
9	466	Maximilian Schreyer	DEU	Maranello SRP Factory Team	DEU	ITE 31254 BIC38275	Maranello/TM /Vega	5	47.785	0.389	4	
10	514	Jeffrey Fikse	NLD	Jeffrey Fikse	DEU	ITE40615 IDC40615	Maranello /TM/Vega	5	47.788	0.392	4	
11	538	Daniel Tenback	NLD	Daniel Tenback	NLD	ITE40105 IDC40105	CRG/TM/Vega	5	47.837	0.441	4	
12	563	Erich Huber	DEU	TB Racing Team	DEU	NKA42037 KBF38262	KR/TM/Vega	5	47.925	0.529	3	
13	488	David Gorcica	CZE	FORZA RACING z.s.	CZE	ITE24AS0361 IBL24AT00331	Maranello/TM/Vega	5	47.931	0.535	4	
14	505	Luca Colella	DEU	APEX Performance Racing Team	DEU	ITE 21369 BIF38438	Maranello/TM/Vega	5	47.934	0.538	5	
15	455	Tim Schott	DEU	TB Racing Team	DEU	NKA16563 KBF38262	KR/TM/Vega	5	47.972	0.576	3	
16	512	Oskar Steinbach	DEU	Kartshop Ampfing	DEU	ITE10217 KBF25142	Birel/TM/Vega	5	48.066	0.670	5	
17	540	Ondrej Duba	CZE	SPIRIT RACING s.r.o.	CZE	ITE24AS0512 IBL24AT00161	Birel ART/TM/Vega	5	48.072	0.676	5	
18	536	Christof Huibers	BEL	Antwerp Karting Racing Team	BEL	t.b.a.901453 Internationale ausländische Bes/10429	Falcon/TM/Vega	5	48.082	0.686	4	
19	434	Marcel Ernst	DEU	NB Motorsport	DEU	NKA25485 38954	Lenzokart/TM/Vega	5	48.106	0.710	3	
20	542	Rick Meeuwisz	NLD	Albert Meeuwisz	NLD	ITE54516 IEL54411	Maranello/TM/Vega	6	48.107	0.711	6	
21	444	Lars Ossenbeck	DEU	ADAC Niedersachsen/ Sachsen-Anhalt e.V.	DEU	ITE 38498 BIC38443	Maranello/TM/Vega	6	48.231	0.835	4	
22	407	Anders Elkjaer	DNK	Maranello SRP Factory Team	DEU	ITE902 KBF38275	Maranello/TM/Vega	5	48.284	0.888	4	
23	425	Noah Gounot	DEU	Solgat Motorsport	DEU	NKA30555 KBF42332	Birel ART/TM/Vega	5	48.308	0.912	5	
24	422	Chris Vandebroek	DEU	VDB Kart Racing	DEU	ITE 10367 KBF10478	Birel ART/TM/Vega	5	48.390	0.994	5	
25	533	Jannik Remmert	DEU	VDB Kart Racing	DEU	ITE19994 KBF10478	Birel ART/TM/Vega	5	48.442	1.046	3	
26	522	Klaus Parnet	DEU	NEES RACING	DEU	NKA14810 KBF38362	Maranello/TM/Vega	5	48.630	1.234	3	
27	529	Marcin Wojcik	POL	JSTR Jastrzebski Racing	POL	ITEK/E/10044 IBLS/10012/K	Birel /TM/Vega	6	48.888	1.492	6	


Timekeeper
M.Riehmers

Race Director
H.Seidel

Page 1/1

These results are provisional until the conclusion of any judicial and technical matters!

Printed: 21.09.2024 / 11:24



INT. ADAC Kartrennen Wackersdorf

DSKC - KZ2

Pro Kart Raceland Wackersdorf 1,190 Km

Qualifying Practice Serie 2

21.09.2024 11:04

Qualifying (6:00 Time) started at 11:04:00

Lap	Time of Day	Lap Tm	Diff	S1 Tm	S2 Tm	S3 Tm
(423) Claudia Henning						
1	11:07:02.659	52.275	+4.879	19.914	17.483	14.878
2	11:07:50.504	47.845	+0.449	17.157	15.886	14.802
3	11:08:37.900	47.396		17.010	15.660	14.726
4	11:09:25.415	47.515	+0.119	17.018	15.747	14.750
5	11:10:12.963	47.548	+0.152	17.042	15.767	14.739

Lap	Time of Day	Lap Tm	Diff	S1 Tm	S2 Tm	S3 Tm
(417) Emanuel Mai						
1	11:07:09.416	52.833	+5.346	18.454	18.719	15.660
2	11:07:58.073	48.657	+1.170	17.395	16.203	15.059
3	11:08:45.560	47.487		17.079	15.760	14.648
4	11:09:33.076	47.516	+0.029	17.019	15.771	14.726
5	11:10:20.653	47.577	+0.090	17.090	15.792	14.695

Lap	Time of Day	Lap Tm	Diff	S1 Tm	S2 Tm	S3 Tm
(431) Simon Rechenmacher						
1	11:07:23.062	48.798	+1.236	17.855	16.055	14.888
2	11:08:10.687	47.625	+0.063	17.103	15.889	14.633
3	11:08:58.249	47.562		17.091	15.822	14.649
4	11:09:45.831	47.582	+0.020	17.025	15.866	14.691
5	11:10:34.611	48.780	+1.218	17.100	15.938	15.742

Lap	Time of Day	Lap Tm	Diff	S1 Tm	S2 Tm	S3 Tm
(414) Ken Algre						
1	11:07:08.764	53.922	+6.345	19.140	18.736	16.046
2	11:07:56.869	48.105	+0.528	17.411	15.952	14.742
3	11:08:44.743	47.874	+0.297	17.233	15.879	14.762
4	11:09:32.543	47.800	+0.223	17.136	15.895	14.769
5	11:10:20.120	47.577		17.079	15.846	14.652

Lap	Time of Day	Lap Tm	Diff	S1 Tm	S2 Tm	S3 Tm
(502) Louis Binder						
1	11:07:18.617	50.873	+3.269	18.161	17.169	15.543
2	11:08:06.889	48.272	+0.668	17.411	15.986	14.875
3	11:08:54.514	47.625	+0.021	17.121	15.769	14.735
4	11:09:42.756	48.242	+0.638	17.089	16.329	14.824
5	11:10:30.360	47.604		17.072	15.813	14.719

Lap	Time of Day	Lap Tm	Diff	S1 Tm	S2 Tm	S3 Tm
(485) Maximilian Spirkel						
1	11:07:03.693	52.692	+4.966	19.879	17.754	15.059
2	11:07:51.778	48.085	+0.359	17.354	15.935	14.796
3	11:08:40.286	48.508	+0.782	17.282	16.360	14.866
4	11:09:28.012	47.726		17.088	15.917	14.721
5	11:10:15.945	47.933	+0.207	17.154	16.010	14.769

Lap	Time of Day	Lap Tm	Diff	S1 Tm	S2 Tm	S3 Tm
(436) Cedric Malk						
1	11:07:15.848	50.095	+2.350	18.492	16.576	15.027
2	11:08:03.812	47.964	+0.219	17.211	15.982	14.771
3	11:08:51.557	47.745		17.094	15.952	14.699
4	11:09:45.052	53.495	+5.750	18.382	19.849	15.264
5	11:10:32.885	47.833	+0.088	17.127	15.931	14.775

Lap	Time of Day	Lap Tm	Diff	S1 Tm	S2 Tm	S3 Tm
(437) Felix Wischlitzki						
1	11:07:18.793	50.619	+2.835	18.002	17.106	15.511
2	11:08:11.022	52.229	+4.445	18.516	17.733	15.980
3	11:08:58.993	47.971	+0.187	17.181	15.952	14.838
4	11:09:46.777	47.784		17.129	15.888	14.767
5	11:10:34.713	47.936	+0.152	17.122	16.002	14.812

Lap	Time of Day	Lap Tm	Diff	S1 Tm	S2 Tm	S3 Tm
(466) Maximilian Schreyer						
1	11:07:03.499	52.908	+5.123	19.911	17.831	15.166
2	11:07:51.637	48.138	+0.353	17.255	16.000	14.883
3	11:08:39.671	48.034	+0.249	17.295	16.011	14.728
4	11:09:27.456	47.785		16.984	16.034	14.767
5	11:10:15.288	47.832	+0.047	17.147	15.991	14.694

Lap	Time of Day	Lap Tm	Diff	S1 Tm	S2 Tm	S3 Tm
(514) Jeffrey Fikse						
1	11:07:13.808	53.345	+5.557	18.995	18.720	15.630
2	11:08:02.115	48.307	+0.519	17.464	16.079	14.764
3	11:08:49.934	47.819	+0.031	17.145	15.910	14.764
4	11:09:37.722	47.788		17.117	15.935	14.736
5	11:10:25.527	47.805	+0.017	17.115	15.947	14.743

Lap	Time of Day	Lap Tm	Diff	S1 Tm	S2 Tm	S3 Tm
(538) Daniel Tenback						
1	11:07:10.889	53.044	+5.207	18.716	18.043	16.285
2	11:07:58.984	48.095	+0.258	17.278	15.976	14.841

Lap	Time of Day	Lap Tm	Diff	S1 Tm	S2 Tm	S3 Tm
3	11:08:47.629	48.645	+0.808	17.141	15.927	15.577
4	11:09:35.466	47.837		17.054	15.981	14.802
5	11:10:23.475	48.009	+0.172	17.195	16.032	14.782

Lap	Time of Day	Lap Tm	Diff	S1 Tm	S2 Tm	S3 Tm
(563) Erich Huber						
1	11:06:50.762	54.515	+6.590	20.801	17.722	15.992
2	11:07:39.885	49.123	+1.198	17.896	16.327	14.900
3	11:08:27.810	47.925		17.299	15.880	14.746
4	11:09:15.895	48.085	+0.160	17.262	15.954	14.869
5	11:10:04.030	48.135	+0.210	17.270	16.012	14.853

Lap	Time of Day	Lap Tm	Diff	S1 Tm	S2 Tm	S3 Tm
(488) David Gorcica						
1	11:07:23.652	49.107	+1.176	17.982	16.157	14.968
2	11:08:11.685	48.033	+0.102	17.297	15.905	14.831
3	11:08:59.672	47.987	+0.056	17.133	15.863	14.991
4	11:09:47.603	47.931		17.195	15.887	14.849
5	11:10:35.541	47.938	+0.007	17.195	15.843	14.900

Lap	Time of Day	Lap Tm	Diff	S1 Tm	S2 Tm	S3 Tm
(505) Luca Colella						
1	11:07:16.495	53.521	+5.587	18.667	19.588	15.266
2	11:08:05.198	48.703	+0.769	17.695	16.137	14.871
3	11:08:53.268	48.070	+0.136	17.310	15.922	14.838
4	11:09:41.280	48.012	+0.078	17.185	16.054	14.773
5	11:10:29.214	47.934		17.210	15.923	14.801

Lap	Time of Day	Lap Tm	Diff	S1 Tm	S2 Tm	S3 Tm
(455) Tim Schott						
1	11:07:24.210	49.330	+1.358	18.082	16.336	14.912
2	11:08:12.275	48.065	+0.093	17.362	15.967	14.736
3	11:09:00.247	47.972		17.168	16.023	14.791
4	11:09:51.457	51.210	+3.238	18.165	17.730	15.315
5	11:10:39.518	48.061	+0.089	17.232	16.021	14.808

Lap	Time of Day	Lap Tm	Diff	S1 Tm	S2 Tm	S3 Tm
(512) Oskar Steinbach						
1	11:06:50.914	54.475	+6.409	20.819	17.676	15.980
2	11:07:40.081	49.167	+1.101	17.929	16.374	14.864
3	11:08:28.217	48.136	+0.070	17.262	16.027	14.847
4	11:09:16.436	48.219	+0.153	17.401	16.015	14.803
5	11:10:04.502	48.066		17.161	16.037	14.868

Lap	Time of Day	Lap Tm	Diff	S1 Tm	S2 Tm	S3 Tm
(540) Ondrej Duba						
1	11:07:19.046	50.349	+2.277	18.242	16.794	15.313
2	11:08:07.668	48.622	+0.550	17.610	16.086	14.926
3	11:08:55.990	48.322	+0.250	17.294	16.192	14.836
4	11:09:44.071	48.081	+0.009	17.187	16.055	14.839
5	11:10:32.143	48.072		17.265	15.997	14.810

Lap	Time of Day	Lap Tm	Diff	S1 Tm	S2 Tm	S3 Tm
(536) Christof Huibers						
1	11:07:05.427	53.860	+5.778	20.254	18.281	15.325
2	11:07:53.972	48.545	+0.463	17.513	16.210	14.822
3	11:08:42.244	48.272	+0.190	17.302	16.164	14.806
4	11:09:30.326	48.082		17.200	16.058	14.824
5	11:10:19.612	49.286	+1.204	17.339	16.240	15.707

Lap	Time of Day	Lap Tm	Diff	S1 Tm	S2 Tm	S3 Tm
(434) Marcel Ernst						
1	11:06:51.059	54.395	+6.289	20.898	17.650	15.847</

INT. ADAC Kartrennen Wackersdorf

DSKC - KZ2

Pro Kart Raceland Wackersdorf 1,190 Km

Qualifying Practice Serie 2

21.09.2024 11:04

Qualifying (6:00 Time) started at 11:04:00

Lap	Time of Day	Lap Tm	Diff	S1 Tm	S2 Tm	S3 Tm	Lap	Time of Day	Lap Tm	Diff	S1 Tm	S2 Tm	S3 Tm
6	11:10:18.469	48.379	+0.148	17.330	16.181	14.868							
(407) Anders Elkjaer													
1	11:07:04.339	52.545	+4.261	19.481	17.880	15.184							
2	11:07:53.126	48.787	+0.503	17.510	16.267	15.010							
3	11:08:41.602	48.476	+0.192	17.315	16.232	14.929							
4	11:09:29.886	48.284		17.238	16.108	14.938							
5	11:10:18.243	48.357	+0.073	17.284	16.128	14.945							
(425) Noah Gounot													
1	11:07:09.587	52.751	+4.443	18.396	18.770	15.585							
2	11:07:58.357	48.770	+0.462	17.608	16.206	14.956							
3	11:08:46.763	48.406	+0.098	17.302	16.217	14.887							
4	11:09:35.073	48.310	+0.002	17.327	16.057	14.926							
5	11:10:23.381	48.308		17.234	16.160	14.914							
(422) Chris Vandebroek													
1	11:07:11.765	52.768	+4.368	18.922	17.746	16.090							
2	11:08:01.219	49.454	+1.064	17.919	16.541	14.994							
3	11:08:50.333	49.114	+0.724	17.572	16.537	15.005							
4	11:09:38.781	48.448	+0.058	17.379	16.115	14.954							
5	11:10:27.171	48.390		17.358	16.138	14.894							
(533) Jannik Remmert													
1	11:06:51.348	53.993	+5.551	20.637	17.624	15.732							
2	11:07:40.925	49.577	+1.135	17.924	16.596	15.057							
3	11:08:29.367	48.442		17.341	16.114	14.987							
4	11:09:18.936	49.569	+1.127	18.240	16.265	15.064							
5	11:10:07.634	48.698	+0.256	17.450	16.212	15.036							
(522) Klaus Parnet													
1	11:06:54.819	53.801	+5.171	20.124	17.686	15.991							
2	11:07:44.457	49.638	+1.008	17.920	16.518	15.200							
3	11:08:33.087	48.630		17.319	16.200	15.111							
4	11:09:22.100	49.013	+0.383	17.581	16.219	15.213							
5	11:10:11.125	49.025	+0.395	17.484	16.344	15.197							
(529) Marcin Wojcik													
1	11:06:28.947	57.860	+8.962	22.523	19.201	16.126							
2	11:07:19.609	50.662	+1.774	18.429	16.761	15.472							
3	11:08:09.618	50.009	+1.121	17.891	16.860	15.258							
4	11:08:59.911	50.293	+1.405	17.562	16.878	15.853							
5	11:09:48.891	48.980	+0.092	17.617	16.335	15.028							
6	11:10:37.779	48.888		17.450	16.372	15.066							



DKM Round 6
DSKC - KZ2
Wackersdorf II
Total Result Qualifying Fast Group / Slow Group

Pos.	No.	Firstname	Lastname	Driv. NAT	Entrant	Entr. NAT	Make	Sponsor	Best Time	Pos	
										Gr.	Heat Gr.
1	442	Maximilian	Schleimer	DEU	Maranello SRP Factory Team	DEU	Maranello/TM/Vega	ADAC Mittelrhein e.V.	47,257	1	A
2	423	Claudia	Henning	DEU	Henning Claudia	DEU	Birel ART/TM/Vega		47,396	1	B
3	523	Karol	Pasiewicz	POL	Dörr Motorsport	DEU	KR/IAME/Vega		47,358	2	C
4	417	Emanuel	Mai	DEU	Solgat Motorsport	DEU	Birel ART/TM/Vega		47,487	2	A
5	440	Enzo	Bol	NLD	SP Motorsport	NLD	KR/TM/Vega		47,464	3	B
6	431	Simon	Rechenmacher	DEU	TB Racing Team	DEU	KR/TM/Vega		47,562	3	C
7	539	Jiri	Becicka	CZE	IPK Factory Team	CZE	IPK/TM /Vega		47,518	4	A
8	414	Ken	Algre	EST	Maranello SRP Factory Team	DEU	Maranello/TM /Vega		47,577	4	B
9	546	Lenn	Nijs	BEL	TB Racing Team	DEU	KR/TM/Vega		47,654	5	C
10	502	Louis	Binder	DEU	BRM RACING FACTORY S.R.L.	ITA	BRM/TM/Vega		47,604	5	A
11	503	Luca	Walter	DEU	Luca Walter	DEU	Sodi/TM/Vega		47,727	6	B
12	485	Maximilian	Spirkl	DEU	Dörr Motorsport	DEU	KR/IAME/Vega		47,726	6	C
13	416	Jayden	Gushiken	DEU	Maranello SRP Factory Team	DEU	Maranello/TM /Vega		47,767	7	A
14	436	Cedric	Malk	CHE	Millennium Racing	DEU	Tony Kart/TM/Vega		47,745	7	B
15	427	Emma	Felbermayr	AUT	TB Racing Team	DEU	KR/TM/Vega		47,772	8	C
16	437	Felix	Wischlitzki	DEU	RMW Motorsport	DEU	Tony-Kart/TM/Vega	ADAC Mittelrhein e.V.	47,784	8	A
17	408	Florian	Breitenbach	DEU	Maranello SRP Factory Team	DEU	Maranello/TM /Vega		47,802	9	B
18	466	Maximilian	Schreyer	DEU	Maranello SRP Factory Team	DEU	Maranello/TM /Vega		47,785	9	C
19	415	Rouven	Wilk	DEU	Mach1 Motorsport	DEU	Mach1/TM/Vega		47,842	10	A
20	514	Jeffrey	Fikse	NLD	Jeffrey Fikse	DEU	Maranello /TM/Vega		47,788	10	B
21	506	Aleksi	Jalava	FIN	Kali Kart Finland	FIN	Kali Kart/TM /Vega		47,851	11	C
22	538	Daniel	Tenback	NLD	Daniel Tenback	NLD	CRG/TM/Vega		47,837	11	A
23	534	Wout	Kurstjens	NLD	Maranello SRP Factory Team	DEU	Maranello/TM/Vega		47,930	12	B
24	563	Erich	Huber	DEU	TB Racing Team	DEU	KR/TM/Vega		47,925	12	C
25	452	Erik	Müller	DEU	Mach1 Motorsport	DEU	Mach1/TM /Vega		47,948	13	A
26	488	David	Gorcica	CZE	FORZA RACING z.s.	CZE	Maranello/TM/Vega		47,931	13	B
27	537	Emils	Akmens	LVA	Maranello SRP Factory Team	DEU	Maranello/TM/Vega		47,960	14	C
28	505	Luca	Colella	DEU	APEX Performance Racing Team	DEU	Maranello/TM/Vega		47,934	14	A
29	468	Rick	Hartmann	DEU	VDB Kart Racing	NLD	Birel Art/TM/Vega	MSC -Langenfeld e.V. im ADAC	47,973	15	B
30	455	Tim	Schott	DEU	TB Racing Team	DEU	KR/TM/Vega		47,972	15	C
31	410	Maurice	Schenck	DEU	APEX Performance	DEU	Maranello/TM/Vega		48,051	16	A
32	512	Oskar	Steinbach	DEU	Kartshop Ampfing	DEU	Birel/TM/Vega		48,066	16	B
33	515	Edgaras	Kelmas	LTU	Paske Racing	LTU	Maranello/TM /Vega		48,080	17	C
34	540	Ondrej	Duba	CZE	SPIRIT RACING s.r.o.	CZE	Birel ART/TM/Vega		48,072	17	A
35	418	Noah	Höß	DEU	Solgat Motorsport	DEU	Birel ART/TM/Vega		48,273	18	B
36	536	Christof	Huibers	BEL	Antwerp Karting Racing Team	BEL	Falcon/TM/Vega		48,082	18	C
37	424	Noah	Kaltenbach	DEU	Solgat Motorsport	DEU	Birel ART/TM /Vega		48,451	19	A
38	434	Marcel	Ernst	DEU	NB Motorsport	DEU	Lenzokart/TM/Vega		48,106	19	B
39	513	Edoardo	Mormorelli	ITA	Maranello SRP Factory Team	DEU	Maranello/TM/Vega		48,476	20	C
40	542	Rick	Meeuwisz	NLD	Albert Meeuwisz	NLD	Maranello/TM/Vega		48,107	20	A
41	433	Alexander	Richter	DEU	Team NKS	DEU	DR/Modena/Vega		48,542	21	B
42	444	Lars	Ossenbeck	DEU	ADAC Niedersachsen/ Sachsen-Anhalt e.V.	DEU	Maranello/TM/Vega		48,231	21	C
43	541	Jiri	Safranek	CZE	SKYLARKS KARTING TEAM	CZE	IPK/TM/Vega		48,546	22	A
44	407	Anders	Elkjaer	DNK	Maranello SRP Factory Team	DEU	Maranello/TM/Vega		48,284	22	B
45	420	Nathalie	Kreitz	DEU	VDB Kart Racing	DEU	Birel ART/TM/Vega		48,583	23	C

Announcements: These results are provisional until the conclusion of any judicial and technical matters

Race Director Horst Seidel:



Timekeeping M. Riehmers:



Printed: 21.09.2024 11:26

Posted at: h



DKM Round 6

DSKC - KZ2


Wackersdorf II

Total Result Qualifying Fast Group / Slow Group

Pos. No.	Firstname	Lastname	Driv. NAT	Entrant	Entr. NAT	Make	Sponsor	Pos		
								Best Time	Quali Gr.	Heat Gr.
46	425	Noah	Gounot	DEU Solgat Motorsport	DEU	Birel ART/TM/Vega		48,308	23	A
47	406	Christian	Breiter	DEU ADAC Niedersachsen/ Sachsen-Anhalt e.V.	DEU	Maranello/TM/Vega		48,762	24	B
48	422	Chris	Vandebroek	DEU VDB Kart Racing	DEU	Birel ART/TM/Vega		48,390	24	C
49	435	Jory	Molema	NLD CRG Holland	NLD	CRG/TM/Vega		49,147	25	A
50	533	Jannik	Remmert	DEU VDB Kart Racing	DEU	Birel ART/TM/Vega		48,442	25	B
51	412	Ajdin	Jatic	NLD Falcon Racing Team	NLD	Falcon/TM/Vega		52,019	26	C
52	522	Klaus	Parnet	DEU NEES RACING	DEU	Maranello/TM/Vega		48,630	26	A
53	532	Sven	Hayer	DEU LGK Racing Kart SRL	ITA	LGK/TM/Vega		49,249	27	B
54	529	Marcin	Wojcik	POL JSTR Jastrzebski Racing	POL	Birel /TM/Vega		48,888	27	C

Announcements: These results are provisional until the conclusion of any judicial and technical matters

Race Director Horst Seidel:



Timekeeping M. Riehmers:



Printed: 21.09.2024 11:26

Posted at: h



Heat organization


DKM Round 6

Wackersdorf II

DSKC - KZ2 Group A

Group	Pos	No.	Firstname	Lastname	Class	Overall BestTm
Group A	1	442	Maximilian	Schleimer	DSKC - KZ2	47,257
Group A	4	417	Emanuel	Mai	DSKC - KZ2	47,487
Group A	7	539	Jiri	Becicka	DSKC - KZ2	47,518
Group A	10	502	Louis	Binder	DSKC - KZ2	47,604
Group A	13	416	Jayden	Gushiken	DSKC - KZ2	47,767
Group A	16	437	Felix	Wischlitzki	DSKC - KZ2	47,784
Group A	19	415	Rouven	Wilk	DSKC - KZ2	47,842
Group A	22	538	Daniel	Tenback	DSKC - KZ2	47,837
Group A	25	452	Erik	Müller	DSKC - KZ2	47,948
Group A	28	505	Luca	Colella	DSKC - KZ2	47,934
Group A	31	410	Maurice	Schenck	DSKC - KZ2	48,051
Group A	34	540	Ondrej	Duba	DSKC - KZ2	48,072
Group A	37	424	Noah	Kaltenbach	DSKC - KZ2	48,451
Group A	40	542	Rick	Meeuwisz	DSKC - KZ2	48,107
Group A	43	541	Jiri	Safranek	DSKC - KZ2	48,546
Group A	46	425	Noah	Gounot	DSKC - KZ2	48,308
Group A	49	435	Jory	Molema	DSKC - KZ2	49,147
Group A	52	522	Klaus	Parnet	DSKC - KZ2	48,630

Race Director Horst Seidel:



Timekeeping M. Riehmers:



Printed: 21.09.2024 11:26

Posted at: h



**Heat organization
DKM Round 6
Wackersdorf II
DSKC - KZ2 Group B**

Group	Pos	No.	Firstname	Lastname	Class	Overall BestTm
Group B	2	423	Claudia	Henning	DSKC - KZ2	47,396
Group B	5	440	Enzo	Bol	DSKC - KZ2	47,464
Group B	8	414	Ken	Algre	DSKC - KZ2	47,577
Group B	11	503	Luca	Walter	DSKC - KZ2	47,727
Group B	14	436	Cedric	Malk	DSKC - KZ2	47,745
Group B	17	408	Florian	Breitenbach	DSKC - KZ2	47,802
Group B	20	514	Jeffrey	Fikse	DSKC - KZ2	47,788
Group B	23	534	Wout	Kurstjens	DSKC - KZ2	47,930
Group B	26	488	David	Gorcica	DSKC - KZ2	47,931
Group B	29	468	Rick	Hartmann	DSKC - KZ2	47,973
Group B	32	512	Oskar	Steinbach	DSKC - KZ2	48,066
Group B	35	418	Noah	Höß	DSKC - KZ2	48,273
Group B	38	434	Marcel	Ernst	DSKC - KZ2	48,106
Group B	41	433	Alexander	Richter	DSKC - KZ2	48,542
Group B	44	407	Anders	Elkjaer	DSKC - KZ2	48,284
Group B	47	406	Christian	Breiter	DSKC - KZ2	48,762
Group B	50	533	Jannik	Remmert	DSKC - KZ2	48,442
Group B	53	532	Sven	Hayer	DSKC - KZ2	49,249

Race Director Horst Seidel:



Timekeeping M. Riehmers:



Printed: 21.09.2024 11:26

Posted at: h




**Heat organization
DKM Round 6
Wackersdorf II
DSKC - KZ2 Group C**

Group	Pos	No.	Firstname	Lastname	Class	Overall BestTm
Group C	3	523	Karol	Pasiewicz	DSKC - KZ2	47,358
Group C	6	431	Simon	Rechenmacher	DSKC - KZ2	47,562
Group C	9	546	Lenn	Nijs	DSKC - KZ2	47,654
Group C	12	485	Maximilian	Spirkl	DSKC - KZ2	47,726
Group C	15	427	Emma	Felbermayr	DSKC - KZ2	47,772
Group C	18	466	Maximilian	Schreyer	DSKC - KZ2	47,785
Group C	21	506	Aleksi	Jalava	DSKC - KZ2	47,851
Group C	24	563	Erich	Huber	DSKC - KZ2	47,925
Group C	27	537	Emils	Akmens	DSKC - KZ2	47,960
Group C	30	455	Tim	Schott	DSKC - KZ2	47,972
Group C	33	515	Edgaras	Kelmas	DSKC - KZ2	48,080
Group C	36	536	Christof	Huibers	DSKC - KZ2	48,082
Group C	39	513	Edoardo	Mormorelli	DSKC - KZ2	48,476
Group C	42	444	Lars	Ossenbeck	DSKC - KZ2	48,231
Group C	45	420	Nathalie	Kreitz	DSKC - KZ2	48,583
Group C	48	422	Chris	Vandebroek	DSKC - KZ2	48,390
Group C	51	412	Ajdin	Jatic	DSKC - KZ2	52,019
Group C	54	529	Marcin	Wojcik	DSKC - KZ2	48,888

Race Director Horst Seidel:



Timekeeping M. Riehmers:



Printed: 21.09.2024 11:26

posted at: h



DKM Round 6

Class: DSKC - KZ2

Date/Time: 21.09.2024 13:15

Track:

Heat:

Laps:

Wackersdorf II

Heat 1 B-C

12 lap

Edition 1

Sven Hayer	532	LGK/TM/Vega	18	Marcin Wojcik	529	Birel /TM/Vega
	35				36	
Jannik Remmert	533	Birel ART/TM/Vega	17	Ajdin Jatic	412	Falcon/TM/Vega
	33				34	
Christian Breiter	406	Maranello/TM/Vega	16	Chris Vandebroek	422	Birel ART/TM/Vega
	31				32	
Anders Elkjaer	407	Maranello/TM/Vega	15	Nathalie Kreitz	420	Birel ART/TM/Vega
	29				30	
Alexander Richter	433	DR/Modena/Vega	14	Lars Ossenbeck	444	Maranello/TM/Vega
	27				28	
Marcel Ernst	434	Lenzokart/TM/Vega	13	Edoardo Mormorelli	513	Maranello/TM/Vega
	25				26	
Noah Höß	418	Birel ART/TM/Vega	12	Christof Huibers	536	Falcon/TM/Vega
	23				24	
Oskar Steinbach	512	Birel/TM/Vega	11	Edgaras Kelmas	515	Maranello/TM/Vega
	21				22	
Rick Hartmann	468	Birel Art/TM/Vega	10	Tim Schott	455	KR/TM/Vega
	19				20	
David Gorcica	488	Maranello/TM/Vega	9	Emils Akmens	537	Maranello/TM/Vega
	17				18	
Wout Kurstjens	534	Maranello/TM/Vega	8	Erich Huber	563	KR/TM/Vega
	15				16	
Jeffrey Fikse	514	Maranello /TM/Vega	7	Aleksi Jalava	506	Kali Kart/TM/Vega
	13				14	
Florian Breitenbach	408	Maranello/TM/Vega	6	Maximilian Schreyer	466	Maranello/TM/Vega
	11				12	
Cedric Malk	436	Tony Kart/TM/Vega	5	Emma Felbermayr	427	KR/TM/Vega
	9				10	
Luca Walter	503	Sodi/TM/Vega	4	Maximilian Spirkel	485	KR/IAME/Vega
	7				8	
Ken Algre	414	Maranello/TM/Vega	3	Lenn Nijs	546	KR/TM/Vega
	5				6	
Enzo Bol	440	KR/TM/Vega	2	Simon Rechenmacher	431	KR/TM/Vega
	3				4	
Claudia Henning	423	Birel ART/TM/Vega	1	Karol Pasiewicz	523	KR/IAME/Vega
	1				2	

Pole Position

Row

printed 21.09.2024 11:26



DKM Round 6

Class: DSKC - KZ2

Date/Time: 21.09.2024 15:10

Track:

Heat:

Laps:

Wackersdorf II

Heat 2 A-C

12 lap

Edition 1

Klaus Parnet **522** Maranello/TM/Vega
35

Jory Molema **435** CRG/TM/Vega
33

Noah Gounot **425** Birel ART/TM/Vega
31

Jiri Safranek **541** IPK/TM/Vega
29

Rick Meeuwisz **542** Maranello/TM/Vega
27

Noah Kaltenbach **424** Birel ART/TM/Vega
25

Ondrej Duba **540** Birel ART/TM/Vega
23

Maurice Schenck **410** Maranello/TM/Vega
21

Luca Colella **505** Maranello/TM/Vega
19

Erik Müller **452** Mach1/TM/Vega
17

Daniel Tenback **538** CRG/TM/Vega
15

Rouven Wiik **415** Mach1/TM/Vega
13

Felix Wischitzki **437** Tony-Kart/TM/Vega
11

Jayden Gushiken **416** Maranello/TM/Vega
9

Louis Binder **502** BRM/TM/Vega
7

Jiri Becicka **539** IPK/TM/Vega
5

Emanuel Mai **417** Birel ART/TM/Vega
3

Maximilian Schleimer **442** Maranello/TM/Vega
1

18 Marcin Wojcik **529** Birel/TM/Vega
36

17 Ajdin Jatic **412** Falcon/TM/Vega
34

16 Chris Vandebroek **422** Birel ART/TM/Vega
32

15 Nathalie Kreitz **420** Birel ART/TM/Vega
30

14 Lars Ossenbeck **444** Maranello/TM/Vega
28

13 Edoardo Mormorelli **513** Maranello/TM/Vega
26

12 Christof Huibers **536** Falcon/TM/Vega
24

11 Edgaras Kelmas **515** Maranello/TM/Vega
22

10 Tim Schott **455** KR/TM/Vega
20

9 Emils Akmens **537** Maranello/TM/Vega
18

8 Erich Huber **563** KR/TM/Vega
16

7 Aleksi Jalava **506** Kali Kart/TM/Vega
14

6 Maximilian Schreyer **466** Maranello/TM/Vega
12

5 Emma Felbermayr **427** KR/TM/Vega
10

4 Maximilian Spirkel **485** KR/IAME/Vega
8


3 Lenn Nijls **546** KR/TM/Vega
6

2 Simon Rechenmacher **431** KR/TM/Vega
4

1 Karol Pasiewicz **523** KR/IAME/Vega
2

Pole Position

printed 21.09.2024 11:26



DKM Round 6

Class: DSKC - KZ2

Date/Time: 21.09.2024 17:40

Track:

Heat:

Laps:

Wackersdorf II

Heat 3 A-B

12 lap

Edition 1

Klaus Parnet	522	Maranello/TM/Vega	18	Sven Hayer	532	LGK/TM/Vega
	35				36	
Jory Molema	435	CRG/TM/Vega	17	Jannik Remmert	533	Birel ART/TM/Vega
	33				34	
Noah Gounot	425	Birel ART/TM/Vega	16	Christian Breiter	406	Maranello/TM/Vega
	31				32	
Jiri Safranek	541	IPK/TM/Vega	15	Anders Elkjaer	407	Maranello/TM/Vega
	29				30	
Rick Meeuwisz	542	Maranello/TM/Vega	14	Alexander Richter	433	DR/Modena/Vega
	27				28	
Noah Kaltenbach	424	Birel ART/TM/Vega	13	Marcel Ernst	434	Lenzokart/TM/Vega
	25				26	
Ondrej Duba	540	Birel ART/TM/Vega	12	Noah Höß	418	Birel ART/TM/Vega
	23				24	
Maurice Schenck	410	Maranello/TM/Vega	11	Oskar Steinbach	512	Birel/TM/Vega
	21				22	
Luca Colella	505	Maranello/TM/Vega	10	Rick Hartmann	468	Birel Art/TM/Vega
	19				20	
Erik Müller	452	Mach1/TM/Vega	9	David Gorcica	488	Maranello/TM/Vega
	17				18	
Daniel Tenback	538	CRG/TM/Vega	8	Wout Kurstjens	534	Maranello/TM/Vega
	15				16	
Rouven Wilk	415	Mach1/TM/Vega	7	Jeffrey Fikse	514	Maranello/TM/Vega
	13				14	
Felix Wischlitzki	437	Tony-Kart/TM/Vega	6	Florian Breitenbach	408	Maranello/TM/Vega
	11				12	
Jayden Gushiken	416	Maranello/TM/Vega	5	Cedric Malk	436	Tony Kart/TM/Vega
	9				10	
Louis Binder	502	BRM/TM/Vega	4	Luca Walter	503	Sodi/TM/Vega
	7				8	
Jiri Becicka	539	IPK/TM/Vega	3	Ken Algre	414	Maranello/TM/Vega
	5				6	
Emanuel Mai	417	Birel ART/TM/Vega	2	Enzo Bol	440	KR/TM/Vega
	3				4	
Maximilian Schleimer	442	Maranello/TM/Vega	1	Claudia Henning	423	Birel ART/TM/Vega
	1		Row		2	

Pole Position

printed 21.09.2024 11:26



DSKC - KZ2

Qualifying Heat B/C

Track length: 1.190 Km

Race Started: 13:19:10

Best Lap by: 523 - Karol Pasiewicz - 47.608

Rank	#	Driver	Nat	Sponsor Entrant	Nat	License E-License	Make	laps	T. Time Diff	Best Lap	Penalty	Points
1	0	423 Claudia Henning	DEU	Henning Claudia	DEU	ITE11645 IDC11645	Birel ART/TM/Vega	12	9:39.480	47.681		50
2	2	431 Simon Rechenmacher	DEU	TB Racing Team	DEU	ITE 38327 KBF38262	KR/TM/Vega	12	9:40.379 0.899	47.776		44
3	0	440 Enzo Bol	NLD	SP Motorsport	NLD	ITE42526 IBL47253	KR/TM/Vega	12	9:41.329 1.849	47.635		41
4	-2	523 Karol Pasiewicz	POL	Dörr Motorsport	DEU	ITE 10000 BIF38420	KR/IAME/Vega	12	9:43.143 3.663	47.608		38
5	5	427 Emma Felbermayr	AUT	TB Racing Team	DEU	ITEJK2003 KBF38262	KR/TM/Vega	12	9:44.022 4.542	47.808		36
6	-1	414 Ken Algre	EST	Maranello SRP Factory Team	DEU	ITE26407 KBF38275	Maranello/TM /Vega	12	9:44.760 5.280	48.030		34
7	-1	546 Lenn Nijs	BEL	TB Racing Team	DEU	ITE913267 KBF38262	KR/TM/Vega	12	9:45.118 5.638	48.016		32
8	4	466 Maximilian Schreyer	DEU	Maranello SRP Factory Team	DEU	ITE 31254 BIC38275	Maranello/TM /Vega	12	9:46.016 6.536	47.876		30
9	-1	485 Maximilian Spirk	DEU	Dörr Motorsport	DEU	ITE33771 BIF38420	KR/IAME/Vega	12	9:47.573 8.093	48.082		28
10	-3	503 Luca Walter	DEU	Luca Walter	DEU	NKA42403 IDC42403	Sodi/TM/Vega	12	9:47.697 8.217	47.887		27
11	2	514 Jeffrey Fikse	NLD	Jeffrey Fikse	DEU	ITE40615 IDC40615	Maranello /TM/Vega	12	9:48.066 8.586	47.895		26
12	-3	436 Cedric Malk	CHE	Millennium Racing	DEU	ITE 1350 KBF38042	Tony Kart/TM/Vega	12	9:49.280 9.800	47.932		25
13	6	468 Rick Hartmann	DEU	MSC -Langenfeld e.V. im ADAC VDB Kart Racing	NLD	ITD-C18598 KBF42053	Birel Art/TM/Vega	12	9:50.067 10.587	47.999		24
14	0	506 Aleksi Jalava	FIN	Kali Kart Finland	FIN	ITE34752874 IBL50125317	Kali Kart/TM /Vega	12	9:50.846 11.366	48.158		23
15	-4	408 Florian Breitenbach	DEU	Maranello SRP Factory Team	DEU	ITE 16880 KBF38275	Maranello/TM /Vega	12	9:51.378 11.898	48.031		22
16	4	455 Tim Schott	DEU	TB Racing Team	DEU	NKA16563 KBF38262	KR/TM/Vega	12	9:52.542 13.062	48.237		21
17	8	434 Marcel Ernst	DEU	NB Motorsport	DEU	NKA25485 38954	Lenzokart/TM/Vega	12	9:52.974 13.494	48.334		20
18	6	536 Christof Huibers	BEL	Antwerp Karting Racing Team	BEL	t.b.a.901453 Vierdele.v.a.a.d.r.s.t.r.e.06/06/2023	Falcon/TM/Vega	12	9:55.771 16.291	48.471		19
19	-3	563 Erich Huber	DEU	TB Racing Team	DEU	NKA42037 KBF38262	KR/TM/Vega	12	9:56.999 17.519	48.086		18
20	2	515 Edgaras Kelmas	LTU	Paske Racing	LTU	ITE2024-ITE/003 IBL2024-KL/05	Maranello/TM /Vega	12	9:57.066 17.586	48.227		17
21	0	512 Oskar Steinbach	DEU	Kartshop Ampfing	DEU	ITE10217 KBF25142	Birel/TM/Vega	12	9:57.241 17.761	48.251	+ 5 sec	16
22	7	407 Anders Elkjaer	DNK	Maranello SRP Factory Team	DEU	ITE902 KBF38275	Maranello/TM/Vega	12	9:57.459 17.979	48.470		15
23	0	418 Noah Höß	DEU	Solgat Motorsport	DEU	ITE 19884 BIF42332	Birel ART/TM/Vega	12	9:57.628 18.148	48.446		14
24	11	532 Sven Hayer	DEU	LGK Racing Kart SRL	ITA	ITE 11034 IBL298925	LGK/TM/Vega	12	9:57.835 18.355	48.392		13
25	5	420 Nathalie Kreitz	DEU	VDB Kart Racing	DEU	ITE 14979 KBF10478	Birel ART/TM/Vega	12	9:58.453 18.973	48.480		12
26	-11	534 Wout Kurstjens	NLD	Maranello SRP Factory Team	DEU	ITE46556 KBF38275	Maranello/TM/Vega	12	9:59.163 19.683	48.234		11
27	-1	513 Edoardo Mormorelli	ITA	Maranello SRP Factory Team	DEU	ITE499685 BIC38275	Maranello/TM/Vega	12	9:59.486 20.006	48.176		10
28	-10	537 Emils Akmens	LVA	Maranello SRP Factory Team	DEU	ITE 12864 KBF38275	Maranello/TM/Vega	12	10:00.919 21.439	48.411	+ 5 sec	9
29	5	412 Ajdin Jatic	NLD	Falcon Racing Team	NLD	ITE52317 12131007	Falcon/TM/Vega	12	10:01.302 21.822	48.260	+ 5 sec	8
30	-13	488 David Gorcica	CZE	FORZA RACING z.s.	CZE	ITE24AS0361 IBL24AT00331	Maranello/TM/Vega	12	10:01.801 22.321	48.415	+ 5 sec	7
31	2	533 Jannik Remmert	DEU	VDB Kart Racing	DEU	ITE19994 KBF10478	Birel ART/TM/Vega	12	10:01.980 22.500	48.774		6
32	-1	406 Christian Breiter	DEU	ADAC Niedersachsen/ Sachsen-Anhalt e.V.	DEU	NKA16756 BIC38443	Maranello/TM/Vega	12	10:02.520 23.040	48.649		5
33	-1	422 Chris Vandebroek	DEU	VDB Kart Racing	DEU	ITE 10367 KBF10478	Birel ART/TM/Vega	12	10:07.150 27.670	48.738		4
34	-7	433 Alexander Richter	DEU	Team NKS	DEU	ITE 42057 BIC29153	DR/Modena/Vega	8	6:58.922 4 Laps	49.062		3
35	-7	444 Lars Ossenbeck	DEU	ADAC Niedersachsen/ Sachsen-Anhalt e.V.	DEU	ITE 38498 BIC38443	Maranello/TM/Vega	6	5:07.905 6 Laps	49.314		2
36	0	529 Marcin Wojcik	POL	JSTR Jastrzebski Racing	POL	ITEK/E/10044 IBLS/10012/K	Birel /TM/Vega	4	3:56.232 8 Laps	52.142	+ 5 sec	1

Announcements

537 + 5 sec push

529,512,412,488 + 5 sec front fairing


Timekeeper
M.Riehmers

Race Director
H.Seidel

Page 1/1

These results are provisional until the conclusion of any judicial and technical matters!

Printed: 21.09.2024 / 13:40



INT. ADAC Kartrennen Wackersdorf

DSKC - KZ2

Pro Kart Raceland Wackersdorf 1,190 Km

Qualifying Heat B/C

21.09.2024 13:15

Race (12 Laps) started at 13:19:10

Lap	Time of Day	Lap Tm	Diff	S1 Tm	S2 Tm	S3 Tm	Lap	Time of Day	Lap Tm	Diff	S1 Tm	S2 Tm	S3 Tm
9	13:26:47.133	48.649		17.372	16.213	15.064							
10	13:27:35.932	48.799	+0.150	17.518	16.162	15.119							
11	13:28:24.660	48.728	+0.079	17.491	16.286	14.951							
12	13:29:13.426	48.766	+0.117	17.485	16.287	14.994							

(422) Chris Vandebroek

1	13:20:09.837	55.771	+7.033	21.200	18.253	16.318
2	13:21:00.924	51.087	+2.349	19.074	16.746	15.267
3	13:21:55.883	54.959	+6.221	18.441	17.147	19.371
4	13:22:46.005	50.122	+1.384	18.493	16.524	15.105
5	13:23:35.028	49.023	+0.285	17.606	16.337	15.080
6	13:24:23.953	48.925	+0.187	17.591	16.383	14.951
7	13:25:12.723	48.770	+0.032	17.588	16.213	14.969
8	13:26:02.282	49.559	+0.821	17.560	16.503	15.496
9	13:26:51.250	48.968	+0.230	17.635	16.301	15.032
10	13:27:40.267	49.017	+0.279	17.579	16.443	14.995
11	13:28:29.318	49.051	+0.313	17.670	16.319	15.062
12	13:29:18.056	48.738		17.519	16.250	14.969

(433) Alexander Richter

1	13:20:09.077	55.246	+6.184	20.950	18.125	16.171
2	13:21:00.016	50.939	+1.877	18.244	17.041	15.654
3	13:21:49.825	49.809	+0.747	18.094	16.507	15.208
4	13:22:39.001	49.176	+0.114	17.808	16.307	15.061
5	13:23:28.063	49.062		17.632	16.313	15.117
6	13:24:17.141	49.078	+0.016	17.641	16.331	15.106
7	13:25:07.346	50.205	+1.143	17.820	16.707	15.678
8	13:26:09.828	1:02.482	+13.420	20.290	19.070	23.122

(444) Lars Ossenbeck

1	13:20:10.303	55.793	+6.479	21.289	18.301	16.203
2	13:21:00.539	50.236	+0.922	18.250	16.747	15.239
3	13:21:50.748	50.209	+0.895	18.423	16.431	15.355
4	13:22:40.127	49.379	+0.065	17.947	16.442	14.990
5	13:23:29.497	49.370	+0.056	17.984	16.340	15.046
6	13:24:18.811	49.314		17.529	16.146	15.639

(529) Marcin Wojcik

1	13:20:10.992	55.571	+4.429	21.924	18.842	15.805
2	13:21:03.134	52.142		19.619	17.074	15.449
3	13:21:56.534	53.400	+1.258	17.991	16.586	18.823
4	13:23:02.138	1:05.604	+13.462	21.929	20.226	23.449

INT. ADAC Kartrennen Wackersdorf

Lapchart

DSKC - KZ2


Pro Kart Raceland Wackersdorf 1,190 Km

Qualifying Heat B/C

21.09.2024 13:15

Race (12 Laps) started at 13:19:10

Competitors	Laps	Laps												
		0	1	2	3	4	5	6	7	8	9	10	11	12
Claudia Henning (423)	1	423	423	423	423	423	423	423	423	423	423	423	423	423
Karol Pasiewicz (523)	2	523	431	431	431	431	431	431	431	431	431	431	431	431
Simon Rechenmacher (431)	3	431	414	523	523	440	440	440	440	440	440	440	440	440
Enzo Bol (440)	4	440	523	414	440	523	414	523	523	523	523	523	523	523
Ken Algre (414)	5	414	440	440	414	414	523	414	414	414	414	427	427	427
Lenn Nijs (546)	6	546	546	546	546	546	546	546	546	427	427	414	414	414
Maximilian Spirkl (485)	7	485	485	485	485	427	427	427	427	546	546	546	546	546
Luca Walter (503)	8	503	466	427	427	466	466	466	466	466	466	466	466	466
Florian Breitenbach (408)	9	408	427	466	466	485	485	485	485	485	485	485	485	485
Emma Felbermayr (427)	10	427	503	503	503	506	506	506	503	503	503	503	503	503
Maximilian Schreyer (466)	11	466	506	506	506	503	503	503	506	514	514	514	514	514
Jeffrey Fikse (514)	12	514	408	408	408	408	514	514	514	436	436	436	436	436
Cedric Malk (436)	13	436	436	436	436	436	436	436	436	506	468	468	468	468
Aleksi Jalava (506)	14	506	514	512	512	514	408	408	408	468	506	506	506	506
Erich Huber (563)	15	563	512	514	514	512	468	468	468	408	408	408	408	408
Rick Hartmann (468)	16	468	468	468	468	468	512	512	512	512	512	512	512	512
Emils Akmens (537)	17	537	455	455	455	455	455	455	455	455	455	455	455	455
Tim Schott (455)	18	455	563	434	434	434	434	434	434	434	434	434	434	434
Oskar Steinbach (512)	19	512	434	563	536	537	536	536	536	536	536	536	536	536
Edgaras Kelmas (515)	20	515	537	537	537	536	537	537	537	488	488	537	537	537
Noah Höß (418)	21	418	536	536	488	488	488	488	488	537	537	488	412	412
Marcel Ernst (434)	22	434	488	488	515	515	515	515	515	412	412	412	488	488
David Gorcica (488)	23	488	515	515	407	563	563	412	412	515	515	515	515	563
Anders Elkjaer (407)	24	407	407	407	563	407	412	563	563	563	563	563	563	515
Wout Kurstjens (534)	25	534	418	418	418	412	407	407	407	407	407	407	407	407
Alexander Richter (433)	26	433	433	420	412	418	418	418	418	418	418	418	418	418
Nathalie Kreitz (420)	27	420	420	412	420	433	433	433	532	532	532	532	532	532
Chris Vandebroek (422)	28	422	412	433	433	420	420	532	420	420	420	420	420	420
Christof Huibers (536)	29	536	534	532	532	532	532	420	534	534	534	534	534	534
Christian Breiter (406)	30	406	422	534	534	444	534	534	433	513	513	513	513	513
Edoardo Mormorelli (513)	31	513	532	444	444	534	444	513	513	533	533	533	533	533
Ajdin Jatic (412)	32	412	444	422	513	513	513	444	533	406	406	406	406	406
Marcin Wojcik (529)	33	529	513	513	533	533	533	533	406	422	422	422	422	422
Lars Ossenbeck (444)	34	444	533	533	406	406	406	406	422	433				
Sven Hayer (532)	35	532	406	406	422	422	422	422						
Jannik Rimmert (533)	36	533	529	529	529	529								



DSKC - KZ2

Qualifying Heat A/C

Track length: 1.190 Km

Race Started: 15:14:04

Best Lap by: 442 - Maximilian Schleimer - 47.628

Rank	#	Driver	Nat	Sponsor Entrant	Nat	License E-License	Make	laps	T. Time Diff	Best Lap	Penalty	Points
1	417	Emanuel Mai	DEU	Solgat Motorsport	DEU	ITE 16484 KBF42332	Birel ART/TM/Vega	12	9:42.510	47.818		50
2	442	Maximilian Schleimer	DEU	ADAC Mittelrhein e.V. Maranello SRP Factory Team	DEU	ITE 11572 KBF38275	Maranello/TM/Vega	12	9:42.772 0.262	47.628		44
3	539	Jiri Becicka	CZE	IPK Factory Team	CZE	ITE24AS0136 IBL2400631	IPK/TM /Vega	12	9:43.071 0.561	47.820		41
4	523	Karol Pasiewicz	POL	Dörr Motorsport	DEU	ITE 10000 BIF38420	KR/IAME/Vega	12	9:44.519 2.009	47.814		38
5	431	Simon Rechenmacher	DEU	TB Racing Team	DEU	ITE 38327 KBF38262	KR/TM/Vega	12	9:44.781 2.271	47.828		36
6	466	Maximilian Schreyer	DEU	Maranello SRP Factory Team	DEU	ITE 31254 BIC38275	Maranello/TM /Vega	12	9:46.000 3.490	47.801		34
7	427	Emma Felbermayr	AUT	TB Racing Team	DEU	ITEJK2003 KBF38262	KR/TM/Vega	12	9:46.310 3.800	47.780		32
8	546	Lenn Nijs	BEL	TB Racing Team	DEU	ITE913267 KBF38262	KR/TM/Vega	12	9:47.819 5.309	48.051		30
9	538	Daniel Tenback	NLD	Daniel Tenback	NLD	ITE40105 IDC40105	CRG/TM/Vega	12	9:48.108 5.598	48.042		28
10	485	Maximilian Spirkel	DEU	Dörr Motorsport	DEU	ITE33771 BIF38420	KR/IAME/Vega	12	9:48.488 5.978	48.056		27
11	415	Rouven Wilk	DEU	Mach1 Motorsport	DEU	ITE35449 KBF39310	Mach1/TM/Vega	12	9:48.905 6.395	48.105		26
12	502	Louis Binder	DEU	BRM RACING FACTORY S.R.L.	ITA	ITE34543 IBL462163	BRM/TM/Vega	12	9:49.846 7.336	47.871	+ 5 sec	25
13	506	Aleksi Jalava	FIN	Kali Kart Finland	FIN	ITE34752874 IBL50125317	Kali Kart/TM /Vega	12	9:51.379 8.869	48.054		24
14	452	Erik Müller	DEU	Mach1 Motorsport	DEU	ITE 17884 BIC20651	Mach1/TM /Vega	12	9:51.718 9.208	48.083		23
15	437	Felix Wischlitzki	DEU	ADAC Mittelrhein e.V. RMW Motorsport	DEU	ITE 15497 BIC39010	Tony-Kart/TM/Vega	12	9:52.042 9.532	48.078		22
16	416	Jayden Gushiken	DEU	Maranello SRP Factory Team	DEU	NKA41655 KBF38275	Maranello/TM /Vega	12	9:53.298 10.788	48.034		21
17	537	Emils Akmens	LVA	Maranello SRP Factory Team	DEU	ITE 12864 KBF38275	Maranello/TM/Vega	12	9:53.923 11.413	48.151		20
18	563	Erich Huber	DEU	TB Racing Team	DEU	NKA42037 KBF38262	KR/TM/Vega	12	9:54.325 11.815	47.952		19
19	536	Christof Huibers	BEL	Antwerp Karting Racing Team	BEL	t.b.a.901453 Internationale Adac Karting	Falcon/TM/Vega	12	9:57.715 15.205	48.615		18
20	455	Tim Schott	DEU	TB Racing Team	DEU	NKA16563 KBF38262	KR/TM/Vega	12	9:57.816 15.306	48.316		17
21	424	Noah Kaltenbach	DEU	Solgat Motorsport	DEU	ITE 41550 KBF42332	Birel ART/TM /Vega	12	9:58.039 15.529	48.316		16
22	515	Edgaras Kelmas	LTU	Paske Racing	LTU	ITE2024-ITE/003 IBL2024-KL/05	Maranello/TM /Vega	12	9:58.683 16.173	48.279		15
23	505	Luca Colella	DEU	APEX Performance Racing Team	DEU	ITE 21369 BIF38438	Maranello/TM/Vega	12	9:58.954 16.444	48.157	+ 5 sec	14
24	444	Lars Ossenbeck	DEU	ADAC Niedersachsen/ Sachsen-Anhalt e.V.	DEU	ITE 38498 BIC38443	Maranello/TM/Vega	12	9:58.964 16.454	48.364		13
25	420	Nathalie Kreitz	DEU	VDB Kart Racing	DEU	ITE 14979 KBF10478	Birel ART/TM/Vega	12	9:59.052 16.542	48.347		12
26	425	Noah Gounot	DEU	Solgat Motorsport	DEU	NKA30555 KBF42332	Birel ART/TM/Vega	12	9:59.742 17.232	48.349		11
27	513	Edoardo Mormorelli	ITA	Maranello SRP Factory Team	DEU	ITE499685 BIC38275	Maranello/TM/Vega	12	10:00.199 17.689	48.289		10
28	410	Maurice Schenck	DEU	APEX Performance	DEU	ITE 10412 KBF38438	Maranello/TM/Vega	12	10:01.715 19.205	48.464	+ 5 sec	9
29	412	Ajdin Jatic	NLD	Falcon Racing Team	NLD	ITE52317 12131007	Falcon/TM/Vega	12	10:04.631 22.121	48.226	+ 5 sec	8
30	541	Jiri Safranek	CZE	SKYLARKS KARTING TEAM	CZE	ITE24AS0315 Internationale Adac Karting	IPK/TM/Vega	12	10:05.309 22.799	48.392	+ 5 sec	7
31	422	Chris Vandebroek	DEU	VDB Kart Racing	DEU	ITE 10367 KBF10478	Birel ART/TM/Vega	12	10:06.877 24.367	48.888		6
32	522	Klaus Parnet	DEU	NEES RACING	DEU	NKA14810 KBF38362	Maranello/TM/Vega	12	10:07.779 25.269	49.087		5
33	435	Jory Molema	NLD	CRG Holland	NLD	NKA33514 IBL15521008	CRG/TM/Vega	12	10:08.242 25.732	49.005		4
34	529	Marcin Wojcik	POL	JSTR Jastrzebski Racing	POL	ITEK/E/10044 IBLS/10012/K	Birel /TM/Vega	12	10:11.255 28.745	48.997	+ 5 sec	3
35	540	Ondrej Duba	CZE	SPIRIT RACING s.r.o.	CZE	ITE24AS0512 IBL24AT00161	Birel ART/TM/Vega	12	10:12.005 29.495	48.248	+ 5 sec	2
36	542	Rick Meeuwisz	NLD	Albert Meeuwisz	NLD	ITE54516 IEL55411	Maranello/TM/Vega	0	3.996 12 Laps			1

Announcements

540 + 5 sec push

412,410,505,502,541,529 + 5 sec front fairing


Timekeeper
M.Riehmers

Race Director
H.Seidel

Page 1/1

These results are provisional until the conclusion of any judicial and technical matters!

Printed: 21.09.2024 / 15:44



INT. ADAC Kartrennen Wackersdorf

DSKC - KZ2

Pro Kart Raceland Wackersdorf 1,190 Km

Qualifying Heat A/C

21.09.2024 15:10

Race (12 Laps) started at 15:14:04

Lap	Time of Day	Lap Tm	Diff	S1 Tm	S2 Tm	S3 Tm	Lap	Time of Day	Lap Tm	Diff	S1 Tm	S2 Tm	S3 Tm
9	15:21:43.711	49.261	+0.174	17.630	16.490	15.141							
10	15:22:34.109	50.398	+1.311		17.744	17.434							
11	15:23:23.196	49.087		17.654	16.318	15.115							
12	15:24:12.650	49.454	+0.367	17.945	16.386	15.123							

(435) Jory Molema

1	15:15:08.744	1:00.008	+11.003	21.829	22.314	15.865
2	15:15:59.344	50.600	+1.595	18.062	16.958	15.580
3	15:16:49.087	49.743	+0.738	17.833	16.565	15.345
4	15:17:38.614	49.527	+0.522	17.810	16.539	15.178
5	15:18:28.087	49.473	+0.468	17.626	16.623	15.224
6	15:19:17.249	49.162	+0.157	17.613	16.457	15.092
7	15:20:06.254	49.005		17.487	16.405	15.113
8	15:20:55.300	49.046	+0.041	17.627	16.375	15.044
9	15:21:44.336	49.036	+0.031	17.618	16.307	15.111
10	15:22:34.534	50.198	+1.193	17.624	17.090	15.484
11	15:23:23.841	49.307	+0.302	18.004	16.306	14.997
12	15:24:13.113	49.272	+0.267	17.843	16.240	15.189

(529) Marcin Wojcik

1	15:15:04.163	55.619	+6.622	21.360	18.275	15.984
2	15:15:56.403	52.240	+3.243	19.313	17.542	15.385
3	15:16:46.108	49.705	+0.708	17.886	16.559	15.260
4	15:17:36.170	50.062	+1.065	17.944	16.859	15.259
5	15:18:25.711	49.541	+0.544	17.817	16.493	15.231
6	15:19:15.175	49.464	+0.467	17.727	16.590	15.147
7	15:20:04.500	49.325	+0.328	17.668	16.345	15.312
8	15:20:53.771	49.271	+0.274	17.809	16.306	15.156
9	15:21:42.768	48.997		17.546	16.286	15.165
10	15:22:32.532	49.764	+0.767	18.138	16.448	15.178
11	15:23:21.763	49.231	+0.234	17.718	16.358	15.155
12	15:24:11.126	49.363	+0.366	17.706	16.433	15.224

(540) Ondrej Duba

1	15:15:00.797	53.384	+5.136	19.669	17.460	16.255
2	15:15:50.541	49.744	+1.496	17.887	16.632	15.225
3	15:16:39.737	49.196	+0.948	17.807	16.409	14.980
4	15:17:44.629	1:04.892	+16.644	33.627	16.246	15.019
5	15:18:33.149	48.520	+0.272	17.334	16.212	14.974
6	15:19:21.397	48.248		17.266	16.059	14.923
7	15:20:09.725	48.328	+0.080	17.306	16.089	14.933
8	15:20:57.975	48.250	+0.002	17.242	16.121	14.887
9	15:21:46.349	48.374	+0.126	17.443	16.086	14.845
10	15:22:34.765	48.416	+0.168	17.275	16.181	14.960
11	15:23:23.309	48.544	+0.296	17.504	16.148	14.892
12	15:24:11.876	48.567	+0.319	17.548	16.083	14.936

INT. ADAC Kartrennen Wackersdorf

Lapchart

DSKC - KZ2

Pro Kart Raceland Wackersdorf 1,190 Km

Qualifying Heat A/C

21.09.2024 15:10

Race (12 Laps) started at 15:14:04

Competitors	Laps	Laps												
		0	1	2	3	4	5	6	7	8	9	10	11	12
Karol Pasiewicz (523)	1	523	523	523	417	417	417	417	417	417	417	417	417	417
Maximilian Schleimer (442)	2	442	442	417	523	539	539	539	539	539	442	442	442	442
Simon Rechenmacher (431)	3	431	431	431	539	523	523	442	442	442	539	539	539	539
Emanuel Mai (417)	4	417	417	539	431	431	442	523	523	523	523	523	523	523
Lenn Nijs (546)	5	546	539	442	442	442	431	431	431	431	431	431	431	431
Jiri Becicka (539)	6	539	485	466	466	502	502	502	502	502	502	502	502	502
Maximilian Spirkel (485)	7	485	466	485	502	466	466	466	466	466	466	466	466	466
Louis Binder (502)	8	502	546	502	485	485	427	427	427	427	427	427	427	427
Emma Felbermayr (427)	9	427	502	546	427	427	485	546	546	546	546	546	546	546
Jayden Gushiken (416)	10	416	427	427	546	546	546	538	538	538	538	538	538	538
Maximilian Schreyer (466)	11	466	538	538	437	538	538	485	485	485	485	485	485	485
Felix Wischlitzki (437)	12	437	437	437	538	415	415	415	415	415	415	415	415	415
Rouven Wilk (415)	13	415	506	506	415	506	506	506	506	506	506	506	506	506
Erich Huber (563)	14	563	416	415	506	437	437	437	452	452	452	452	452	452
Daniel Tenback (538)	15	538	415	416	416	452	452	452	437	437	437	437	437	437
Aleksi Jalava (506)	16	506	452	540	540	416	416	416	416	416	416	416	416	416
Emils Akmens (537)	17	537	540	452	452	537	537	537	537	537	537	537	537	537
Erik Müller (452)	18	452	537	537	537	536	536	536	536	505	505	505	505	505
Luca Colella (505)	19	505	563	563	563	563	505	505	505	536	563	563	563	563
Christof Huibers (536)	20	536	536	536	536	505	563	563	563	563	536	536	536	410
Tim Schott (455)	21	455	505	505	505	410	444	444	444	444	444	410	410	536
Edgaras Kelmas (515)	22	515	455	455	410	444	410	410	410	410	444	444	444	455
Ondrej Duba (540)	23	540	410	410	444	455	455	455	455	455	455	455	455	424
Noah Kaltenbach (424)	24	424	424	513	455	424	424	424	424	424	424	424	424	515
Maurice Schenck (410)	25	410	513	444	515	515	515	515	515	515	515	515	515	444
Edoardo Mormorelli (513)	26	513	444	424	424	420	420	420	420	420	420	420	420	420
Lars Ossenbeck (444)	27	444	515	515	420	513	425	425	425	425	425	425	425	412
Nathalie Kreitz (420)	28	420	420	420	513	425	412	412	412	412	412	412	412	425
Chris Vandebroek (422)	29	422	412	425	425	412	513	513	513	513	513	513	513	513
Ajdin Jatic (412)	30	412	425	541	541	541	541	541	541	541	541	541	541	541
Noah Gounot (425)	31	425	541	412	412	529	529	529	529	529	529	529	529	529
Marcin Wojcik (529)	32	529	529	529	529	522	522	522	422	422	422	422	422	422
Jory Molema (435)	33	435	522	522	522	422	422	422	522	522	522	522	522	540
Rick Meeuwisz (542)	34	542	422	422	422	435	435	435	435	435	435	435	540	522
Klaus Parnet (522)	35	522	435	435	435	540	540	540	540	540	540	540	435	435
Jiri Safranek (541)	36	541												



DSKC - KZ2

Qualifying Heat A/B

Track length: 1.190 Km

Race Started: 17:44:13

Best Lap by: 440 - Enzo Bol - 47.857

Rank	#	Driver	Nat	Sponsor Entrant	Nat	License E-License	Make	laps	T. Time Diff	Best Lap	Penalty	Points
1	3	440 Enzo Bol	NLD	SP Motorsport	NLD	ITE42526 IBL47253	KR/TM/Vega	12	9:44.671	47.857		50
2	0	423 Claudia Henning	DEU	Henning Claudia	DEU	ITE11645 IDC11645	Birel ART/TM/Vega	12	9:45.350 0.679	47.898		44
3	4	502 Louis Binder	DEU	BRM RACING FACTORY S.R.L.	ITA	ITE34543 IBL462163	BRM/TM/Vega	12	9:46.814 2.143	48.033		41
4	1	539 Jiri Becicka	CZE	IPK Factory Team	CZE	ITE24AS0136 IBL2400631	IPK/TM /Vega	12	9:47.060 2.389	47.921		38
5	-2	417 Emanuel Mai	DEU	Solgat Motorsport	DEU	ITE 16484 KBF42332	Birel ART/TM/Vega	12	9:47.678 3.007	48.013		36
6	2	503 Luca Walter	DEU	Luca Walter	DEU	NKA42403 IDC42403	Sodi/TM/Vega	12	9:48.578 3.907	48.044		34
7	-1	414 Ken Algre	EST	Maranello SRP Factory Team	DEU	ITE26407 KBF38275	Maranello/TM /Vega	12	9:49.305 4.634	48.173		32
8	4	408 Florian Breitenbach	DEU	Maranello SRP Factory Team	DEU	ITE 16880 KBF38275	Maranello/TM /Vega	12	9:49.547 4.876	48.103		30
9	-8	442 Maximilian Schleimer	DEU	ADAC Mittelrhein e.V. Maranello SRP Factory Team	DEU	ITE 11572 KBF38275	Maranello/TM/Vega	12	9:50.085 5.414	47.865	+ 5 sec	28
10	5	538 Daniel Tenback	NLD	Daniel Tenback	NLD	ITE40105 IDC40105	CRG/TM/Vega	12	9:52.433 7.762	48.142		27
11	-1	436 Cedric Malk	CHE	Millennium Racing	DEU	ITE1350 KBF38042	Tony Kart/TM/Vega	12	9:53.029 8.358	48.409		26
12	1	415 Rouven Wilk	DEU	Mach1 Motorsport	DEU	ITE35449 KBF39310	Mach1/TM/Vega	12	9:53.597 8.926	48.395		25
13	4	452 Erik Müller	DEU	Mach1 Motorsport	DEU	ITE 17884 BIC20651	Mach1/TM /Vega	12	9:54.263 9.592	48.304		24
14	4	488 David Gorcica	CZE	FORZA RACING z.s.	CZE	ITE24AS0361 IBL24AT00331	Maranello/TM/Vega	12	9:54.426 9.755	48.247		23
15	5	468 Rick Hartmann	DEU	MSC -Langenfeld e.V. im ADAC VDB Kart Racing	NLD	ITD-C18598 KBF42053	Birel Art/TM/Vega	12	9:54.524 9.853	48.129		22
16	-2	514 Jeffrey Fikse	NLD	Jeffrey Fikse	DEU	ITE40615 IDC40615	Maranello /TM/Vega	12	9:54.881 10.210	48.043	+ 5 sec	21
17	-8	416 Jayden Gushiken	DEU	Maranello SRP Factory Team	DEU	NKA41655 KBF38275	Maranello/TM /Vega	12	9:55.092 10.421	48.274		20
18	8	434 Marcel Ernst	DEU	NB Motorsport	DEU	NKA25485 38954	Lenzokart/TM/Vega	12	9:55.534 10.863	48.340		19
19	3	512 Oskar Steinbach	DEU	Kartshop Ampfing	DEU	ITE10217 KBF25142	Birel/TM/Vega	12	9:55.997 11.326	48.343		18
20	3	540 Ondrej Duba	CZE	SPIRIT RACING s.r.o.	CZE	ITE24AS0512 IBL24AT00161	Birel ART/TM/Vega	12	9:57.679 13.008	48.366		17
21	4	424 Noah Kaltenbach	DEU	Solgat Motorsport	DEU	ITE 41550 KBF42332	Birel ART/TM /Vega	12	9:58.128 13.457	48.473		16
22	-1	410 Maurice Schenck	DEU	APEX Performance	DEU	ITE 10412 KBF38438	Maranello/TM/Vega	12	9:58.238 13.567	48.250		15
23	5	433 Alexander Richter	DEU	Team NKS	DEU	ITE 42057 BIC29153	DR/Modena/Vega	12	9:58.383 13.712	48.618		14
24	6	407 Anders Elkjaer	DNK	Maranello SRP Factory Team	DEU	ITE902 KBF38275	Maranello/TM/Vega	12	9:58.757 14.086	48.608		13
25	4	541 Jiri Safranek	CZE	SKYLARKS KARTING TEAM	CZE	ITE24AS0315 IBL24AT00161	IPK/TM/Vega	12	9:59.047 14.376	48.505		12
26	10	532 Sven Hayer	DEU	LGK Racing Kart SRL	ITA	ITE 11034 IBL298925	LGK/TM/Vega	12	9:59.576 14.905	48.389		11
27	0	542 Rick Meeuwisz	NLD	Albert Meeuwisz	NLD	ITE54516 IEL55411	Maranello/TM/Vega	12	10:00.781 16.110	48.420		10
28	3	425 Noah Gounot	DEU	Solgat Motorsport	DEU	NKA30555 KBF42332	Birel ART/TM/Vega	12	10:01.258 16.587	48.665		9
29	5	533 Jannik Remmert	DEU	VDB Kart Racing	DEU	ITE19994 KBF10478	Birel ART/TM/Vega	12	10:01.877 17.206	48.646		8
30	-11	505 Luca Colella	DEU	APEX Performance Racing Team	DEU	ITE 21369 BIF38438	Maranello/TM/Vega	12	10:02.254 17.583	48.190		7
31	-7	418 Noah Höß	DEU	Solgat Motorsport	DEU	ITE 19884 BIF42332	Birel ART/TM/Vega	12	10:04.438 19.767	48.518	+ 5 sec	6
32	3	522 Klaus Parnet	DEU	NEES RACING	DEU	NKA14810 KBF38362	Maranello/TM/Vega	12	10:04.955 20.284	48.972		5
33	-17	534 Wout Kurstjens	NLD	Maranello SRP Factory Team	DEU	ITE46556 KBF38275	Maranello/TM/Vega	12	10:05.405 20.734	48.291	+ 5 sec	4
34	-2	406 Christian Breiter	DEU	ADAC Niedersachsen/ Sachsen-Anhalt e.V.	DEU	NKA16756 BIC38443	Maranello/TM/Vega	12	10:07.240 22.569	49.132		3
35	-2	435 Jory Molema	NLD	CRG Holland	NLD	NKA33514 IBL15521008	CRG/TM/Vega	12	10:13.078 28.407	48.987	+ 5 sec	2
36	-25	437 Felix Wischlitzki	DEU	ADAC Mittelrhein e.V. RMW Motorsport	DEU	ITE 15497 BIC39010	Tony-Kart/TM/Vega	0				1

Announcements

534,418,514,435 + 5 sec front fairing

442 + 5 sec push


Timekeeper
M.Riehmers

Race Director
H.Seidel

Page 1/1

These results are provisional until the conclusion of any judicial and technical matters!

Printed: 21.09.2024 / 18:25



INT. ADAC Kartrennen Wackersdorf

DSKC - KZ2

Pro Kart Raceland Wackersdorf 1,190 Km

Qualifying Heat A/B

21.09.2024 17:40

Race (12 Laps) started at 17:44:13

Lap	Time of Day	Lap Tm	Diff	S1 Tm	S2 Tm	S3 Tm	Lap	Time of Day	Lap Tm	Diff	S1 Tm	S2 Tm	S3 Tm
9	17:51:51.368	49.415	+0.443	17.560	16.614	15.241							
10	17:52:40.340	48.972		17.602	16.302	15.168							
11	17:53:29.439	49.099	+0.127	17.667	16.277	15.155							
12	17:54:18.560	49.121	+0.149	17.525	16.421	15.175							
[534] Wout Kurstjens													
1	17:45:11.571	55.023	+6.732	20.818	18.309	15.896							
2	17:46:04.237	52.666	+4.375	18.770	17.485	16.411							
3	17:46:54.669	50.432	+2.141	18.258	16.786	15.388							
4	17:47:43.934	49.265	+0.974	17.778	16.430	15.057							
5	17:48:32.833	48.899	+0.608	17.491	16.300	15.108							
6	17:49:21.631	48.798	+0.507	17.476	16.278	15.044							
7	17:50:10.140	48.509	+0.218	17.286	16.127	15.096							
8	17:50:59.474	49.334	+1.043	17.670	16.140	15.524							
9	17:51:48.189	48.715	+0.424	17.344	16.303	15.068							
10	17:52:36.616	48.427	+0.136	17.426	16.092	14.909							
11	17:53:24.907	48.291		17.289	16.025	14.977							
12	17:54:14.010	49.103	+0.812	17.852	16.295	14.956							
[406] Christian Breiter													
1	17:45:13.372	55.873	+6.741	20.968	18.535	16.370							
2	17:46:04.658	51.286	+2.154	18.563	17.117	15.606							
3	17:46:56.353	51.695	+2.563	19.308	17.072	15.315							
4	17:47:46.321	49.968	+0.836	18.046	16.650	15.272							
5	17:48:35.815	49.494	+0.362	17.813	16.429	15.252							
6	17:49:25.556	49.741	+0.609	17.792	16.744	15.205							
7	17:50:14.730	49.174	+0.042	17.538	16.477	15.159							
8	17:51:03.862	49.132		17.661	16.371	15.100							
9	17:51:53.186	49.324	+0.192	17.681	16.456	15.187							
10	17:52:42.434	49.248	+0.116	17.578	16.487	15.183							
11	17:53:31.705	49.271	+0.139	17.590	16.574	15.107							
12	17:54:20.845	49.140	+0.008	17.456	16.506	15.178							
[435] Jory Molema													
1	17:45:13.552	55.445	+6.458	20.586	18.668	16.191							
2	17:46:05.130	51.578	+2.591	18.528	17.397	15.653							
3	17:46:56.182	51.052	+2.065	18.620	17.013	15.419							
4	17:47:46.180	49.998	+1.011	17.900	16.669	15.429							
5	17:48:36.297	50.117	+1.130	17.760	16.956	15.401							
6	17:49:26.289	49.992	+1.005	18.128	16.516	15.348							
7	17:50:15.593	49.304	+0.317	17.512	16.539	15.253							
8	17:51:04.938	49.345	+0.358	17.692	16.424	15.229							
9	17:51:54.177	49.239	+0.252	17.601	16.431	15.207							
10	17:52:43.413	49.236	+0.249	17.676	16.338	15.222							
11	17:53:32.400	48.987		17.551	16.369	15.067							
12	17:54:21.683	49.283	+0.296	17.580	16.610	15.093							



INT. ADAC Kartrennen Wackersdorf

Lapchart

DSKC - KZ2

Pro Kart Raceland Wackersdorf 1,190 Km

Qualifying Heat A/B

21.09.2024 17:40

Race (12 Laps) started at 17:44:13

Competitors	Laps	Laps												
		0	1	2	3	4	5	6	7	8	9	10	11	12
Maximilian Schleimer (442)	1	442	442	442	440	440	440	440	440	440	440	440	440	440
Claudia Henning (423)	2	423	423	440	442	423	423	423	423	423	423	423	423	442
Enzo Bol (440)	3	440	440	423	423	442	442	442	442	442	442	442	442	423
Emanuel Mai (417)	4	417	417	417	417	502	502	502	502	502	502	502	502	502
Jiri Becicka (539)	5	539	539	539	539	539	539	539	539	539	539	539	539	539
Ken Algre (414)	6	414	502	502	502	417	417	417	417	417	417	417	417	417
Louis Binder (502)	7	502	414	414	414	414	414	414	414	414	503	503	503	503
Luca Walter (503)	8	503	503	503	503	503	503	503	503	414	414	414	414	414
Jayden Gushiken (416)	9	416	408	408	408	408	408	408	408	408	408	408	408	408
Florian Breitenbach (408)	10	408	415	415	415	415	415	415	514	514	514	514	514	514
Cedric Malk (436)	11	436	452	452	452	514	514	514	415	415	415	415	538	538
Rouven Wilk (415)	12	415	436	436	514	436	436	436	436	436	436	538	415	436
Jeffrey Fikse (514)	13	514	514	514	436	452	452	452	452	452	538	436	436	415
Daniel Tenback (538)	14	538	512	512	538	538	538	538	538	538	452	452	452	452
Erik Müller (452)	15	452	538	538	488	488	488	488	488	488	488	488	488	488
Rick Hartmann (468)	16	468	488	488	416	434	434	434	434	434	434	434	468	468
David Gorcica (488)	17	488	416	416	512	416	416	416	416	416	468	468	434	416
Ondrej Duba (540)	18	540	468	468	434	468	468	468	468	468	416	416	416	434
Oskar Steinbach (512)	19	512	434	434	468	512	512	512	512	512	512	512	512	512
Maurice Schenck (410)	20	410	410	410	410	410	540	410	410	410	410	410	410	540
Marcel Ernst (434)	21	434	540	540	540	540	410	540	540	540	540	540	540	424
Noah Höß (418)	22	418	433	433	424	424	424	424	424	424	424	424	424	410
Wout Kurstjens (534)	23	534	424	424	433	433	433	433	433	433	433	433	433	433
Noah Kaltenbach (424)	24	424	407	407	407	407	407	407	407	407	407	407	407	407
Alexander Richter (433)	25	433	418	418	418	418	418	541	541	541	541	541	541	541
Rick Meeuwisz (542)	26	542	534	541	541	541	541	418	418	418	418	418	418	418
Anders Elkjaer (407)	27	407	542	542	542	542	542	542	532	532	532	532	532	532
Klaus Parnet (522)	28	522	541	425	425	532	532	532	542	534	534	534	534	534
Jiri Safranek (541)	29	541	532	532	532	425	534	534	534	542	542	542	542	542
Christian Breiter (406)	30	406	425	533	534	534	425	425	425	425	425	425	425	425
Sven Hayer (532)	31	532	533	534	533	533	533	533	533	533	533	533	533	533
Noah Gounot (425)	32	425	522	522	522	522	522	522	522	522	505	505	505	505
Jory Molema (435)	33	435	406	406	435	435	406	505	505	505	522	522	522	522
Jannik Remmert (533)	34	533	435	435	406	406	435	406	406	406	406	406	406	406
Luca Colella (505)	35	505	505	505	505	505	505	435	435	435	435	435	435	435
-	36													



DKM Round 6
DSKC - KZ2
Wackersdorf II
Ranking after Heats

Pos.	No.	Firstname	Lastname	Nat.	Dri	Entrant	Ent	Make	Sponsor	Total points			B	AC	A	
										QP	PTS	Diff.				
1	423	Claudia	Henning	DEU		Henning Claudia	DEU	Birel ART/TM/Vega			2	94		50	--	44
2	440	Enzo	Bol	NLD		SP Motorsport	NLD	KR/TM/Vega			5	91	3	41	--	50
3	417	Emanuel	Mai	DEU		Solgat Motorsport	DEU	Birel ART/TM/Vega			4	86	8	--	50	36
4	431	Simon	Rechenmacher	DEU		TB Racing Team	DEU	KR/TM/Vega			6	80	14	44	36	--
5	539	Jiri	Becicka	CZE		IPK Factory Team	CZE	IPK/TM /Vega			7	79	15	--	41	38
6	523	Karol	Pasiewicz	POL		Dörr Motorsport	DEU	KR/IAME/Vega			3	76	18	38	38	--
7	442	Maximilian	Schleimer	DEU		Maranello SRP Factory Team	DEU	Maranello/TM/Vega	ADAC Mittelrhein e.V.		1	72	22	--	44	28
8	427	Emma	Felbermayr	AUT		TB Racing Team	DEU	KR/TM/Vega			15	68	26	36	32	--
9	414	Ken	Algre	EST		Maranello SRP Factory Team	DEU	Maranello/TM /Vega			8	66	28	34	--	32
10	502	Louis	Binder	DEU		BRM RACING FACTORY S.R.L.	ITA	BRM/TM/Vega			10	66	28	--	25	41
11	466	Maximilian	Schreyer	DEU		Maranello SRP Factory Team	DEU	Maranello/TM /Vega			18	64	30	30	34	--
12	546	Lenn	Nijs	BEL		TB Racing Team	DEU	KR/TM/Vega			9	62	32	32	30	--
13	503	Luca	Walter	DEU		Luca Walter	DEU	Sodi/TM/Vega			11	61	33	27	--	34
14	485	Maximilian	Spirkl	DEU		Dörr Motorsport	DEU	KR/IAME/Vega			12	55	39	28	27	--
15	538	Daniel	Tenback	NLD		Daniel Tenback	NLD	CRG/TM/Vega			22	55	39	--	28	27
16	408	Florian	Breitenbach	DEU		Maranello SRP Factory Team	DEU	Maranello/TM /Vega			17	52	42	22	--	30
17	436	Cedric	Malk	CHE		Millennium Racing	DEU	Tony Kart/TM/Vega			14	51	43	25	--	26
18	415	Rouven	Wilk	DEU		Mach1 Motorsport	DEU	Mach1/TM/Vega			19	51	43	--	26	25
19	514	Jeffrey	Fikse	NLD		Jeffrey Fikse	DEU	Maranello /TM/Vega			20	47	47	26	--	21
20	506	Alexsi	Jalava	FIN		Kali Kart Finland	FIN	Kali Kart/TM /Vega			21	47	47	23	24	--
21	452	Erik	Müller	DEU		Mach1 Motorsport	DEU	Mach1/TM /Vega			25	47	47	--	23	24
22	468	Rick	Hartmann	DEU		VDB Kart Racing	NLD	Birel Art/TM/Vega	MSC -Langenfeld e.V. im ADAC		29	46	48	24	--	22
23	416	Jayden	Gushiken	DEU		Maranello SRP Factory Team	DEU	Maranello/TM /Vega			13	41	53	--	21	20
24	434	Marcel	Ernst	DEU		NB Motorsport	DEU	Lenzokart/TM/Vega			38	39	55	20	--	19
25	455	Tim	Schott	DEU		TB Racing Team	DEU	KR/TM/Vega			30	38	56	21	17	--
26	563	Erich	Huber	DEU		TB Racing Team	DEU	KR/TM/Vega			24	37	57	18	19	--
27	536	Christof	Huibers	BEL		Antwerp Karting Racing Team	BEL	Falcon/TM/Vega			36	37	57	19	18	--
28	512	Oskar	Steinbach	DEU		Kartshop Ampfing	DEU	Birel/TM/Vega			32	34	60	16	--	18
29	515	Edgaras	Kelmas	LTU		Paske Racing	LTU	Maranello/TM /Vega			33	32	62	17	15	--
30	424	Noah	Kaltenbach	DEU		Solgat Motorsport	DEU	Birel ART/TM /Vega			37	32	62	--	16	16
31	488	David	Gorcica	CZE		FORZA RACING z.s.	CZE	Maranello/TM/Vega			26	30	64	7	--	23
32	537	Emils	Akmens	LVA		Maranello SRP Factory Team	DEU	Maranello/TM/Vega			27	29	65	9	20	--
33	407	Anders	Elkjaer	DNK		Maranello SRP Factory Team	DEU	Maranello/TM/Vega			44	28	66	15	--	13
34	410	Maurice	Schenck	DEU		APEX Performance	DEU	Maranello/TM/Vega			31	24	70	--	9	15
35	420	Nathalie	Kreitz	DEU		VDB Kart Racing	DEU	Birel ART/TM/Vega			45	24	70	12	12	--
36	532	Sven	Hayer	DEU		LGK Racing Kart SRL	ITA	LGK/TM/Vega			53	24	70	13	--	11
37	437	Felix	Wischlitzki	DEU		RMW Motorsport	DEU	Tony-Kart/TM/Vega	ADAC Mittelrhein e.V.		16	23	71	--	22	1
38	505	Luca	Colella	DEU		APEX Performance Racing Team	DEU	Maranello/TM/Vega			28	21	73	--	14	7
39	418	Noah	Höb	DEU		Solgat Motorsport	DEU	Birel ART/TM/Vega			35	20	74	14	--	6
40	513	Edoardo	Mormorelli	ITA		Maranello SRP Factory Team	DEU	Maranello/TM/Vega			39	20	74	10	10	--
41	425	Noah	Gounot	DEU		Solgat Motorsport	DEU	Birel ART/TM/Vega			46	20	74	--	11	9
42	540	Ondrej	Duba	CZE		SPIRIT RACING s.r.o.	CZE	Birel ART/TM/Vega			34	19	75	--	2	17
43	541	Jiri	Safranek	CZE		SKYLARKS KARTING TEAM	CZE	IPK/TM/Vega			43	19	75	--	7	12
44	433	Alexander	Richter	DEU		Team NKS	DEU	DR/Modena/Vega			41	17	77	3	--	14
45	412	Ajdin	Jatic	NLD		Falcon Racing Team	NLD	Falcon/TM/Vega			51	16	78	8	8	--

Announcements: These results are provisional until the conclusion of any judicial and technical matters

Race Director Horst Seidel:



Timekeeping M. Riehmers:



Printed: 21.09.2024 18:53

Posted at: h



DKM Round 6
DSKC - KZ2
Wackersdorf II
Ranking after Heats

Pos. No.	Firstname	Lastname	Nat.		Nat.		Sponsor	Total points			C B	A C	B A
			Dri	Entrant	Ent	Make		QP	PTS	Diff.			
46	534	Wout	Kurstjens	NLD Maranello SRP Factory Team	DEU Maranello/TM/Vega			23	15	79	11	--	4
47	444	Lars	Ossenbeck	DEU ADAC Niedersachsen/ Sachsen-Anhalt e.	DEU Maranello/TM/Vega			42	15	79	2	13	--
48	533	Jannik	Remmert	DEU VDB Kart Racing	DEU Birel ART/TM/Vega			50	14	80	6	--	8
49	542	Rick	Meeuwisz	NLD Albert Meeuwisz	NLD Maranello/TM/Vega			40	11	83	--	1	10
50	422	Chris	Vandebroek	DEU VDB Kart Racing	DEU Birel ART/TM/Vega			48	10	84	4	6	--
51	522	Klaus	Parnet	DEU NEES RACING	DEU Maranello/TM/Vega			52	10	84	--	5	5
52	406	Christian	Breiter	DEU ADAC Niedersachsen/ Sachsen-Anhalt e.	DEU Maranello/TM/Vega			47	8	86	5	--	3
53	435	Jory	Molema	NLD CRG Holland	NLD CRG/TM/Vega			49	6	88	--	4	2
54	529	Marcin	Wojcik	POL JSTR Jastrzebski Racing	POL Birel /TM/Vega			54	4	90	1	3	--

Announcements: These results are provisional until the conclusion of any judicial and technical matters

Race Director Horst Seidel:



Timekeeping M. Riehmers:



Printed: 21.09.2024 18:53

Posted at: h



DKM Round 6

Class: DSKC - KZ2

Date/Time: 22.09.2024 10:23

Track:

Heat:

Laps:

Wackersdorf II

Super Heat A

16 lap

Edition 1

	35	18		36
	33	17		34
	31	16		32
	29	15		30
Jory Molema	435	14		28
	27			
Rick Meeuwisz	542	13	Klaus Parnet	522
	25			26
Ajdin Jatic	412	12	Lars Ossenbeck	444
	23			24
Noah Gounot	425	11	Jiri Safranek	541
	21			22
Felix Wischlitzki	437	10	Noah HöB	418
	19			20
Anders Elkjaer	407	9	Nathalie Kreitz	420
	17			18
Edgaras Kelmas	515	8	David Gorcica	488
	15			16
Tim Schott	455	7	Christof Huibers	536
	13			14
Erik Müller	452	6	Jayden Gushiken	416
	11			12
Cedric Malk	436	5	Jeffrey Fikse	514
	9			10
Luca Walter	503	4	Daniel Tenback	538
	7			8
Ken Algre	414	3	Maximilian Schreyer	466
	5			6
Jiri Becicka	539	2	Maximilian Schleimer	442
	3			4
Claudia Henning	423	1	Emanuel Mai	417
	1			2

Pole Position

printed 21.09.2024 18:53

DKM Round 6

Class: DSKC - KZ2

Date/Time: 22.09.2024 10:51

Track:

Heat:

Laps:

Wackersdorf II

Super Heat B

16 lap

Edition 1

	35	18		36
	33	17		34
	31	16		32
	29	15		30
Marcin Wojcik	529	14		28
	27			
Chris Vandebroek	422	13	Christian Breiter	406
	25			26
Wout Kurstjens	534	12	Jannik Remmert	533
	23			24
Ondrej Duba	540	11	Alexander Richter	433
	21			22
Luca Colella	505	10	Edoardo Mormorelli	513
	19			20
Maurice Schenck	410	9	Sven Hayer	532
	17			18
Noah Kaltenbach	424	8	Emils Akmens	537
	15			16
Erich Huber	563	7	Oskar Steinbach	512
	13			14
Rick Hartmann	468	6	Marcel Ernst	434
	11			12
Rouven Wilk	415	5	Alexi Jalava	506
	9			10
Maximilian Spirkel	485	4	Florian Breitenbach	408
	7			8
Louis Binder	502	3	Lenn Nijis	546
	5			6
Karol Pasiewicz	523	2	Emma Felbermayr	427
	3			4
Enzo Bol	440	1	Simon Rechenmacher	431
	1			2

Pole Position

printed 21.09.2024 18:53



DSKC - KZ2

Warm Up Super Heat A

Track length: 1.190 Km

Session Started: 8:22:01

Best Lap by: 442 - Maximilian Schleimer - 47.636

Rank	#	Driver	Nat	Sponsor Entrant	Nat	License E-License	Make	laps	Best Lap	Diff	In Lap	Penalty
1	442	Maximilian Schleimer	DEU	ADAC Mittelrhein e.V. Maranello SRP Factory Team	DEU	ITE 11572 KBF38275	Maranello/TM/Vega	6	47.636		5	
2	514	Jeffrey Fikse	NLD	Jeffrey Fikse	DEU	ITE40615 IDC40615	Maranello /TM/Vega	6	47.871	0.235	6	
3	423	Claudia Henning	DEU	Henning Claudia	DEU	ITE11645 IDC11645	Birel ART/TM/Vega	6	47.964	0.328	4	
4	466	Maximilian Schreyer	DEU	Maranello SRP Factory Team	DEU	ITE 31254 BIC38275	Maranello/TM /Vega	6	47.979	0.343	6	
5	437	Felix Wischlitzki	DEU	ADAC Mittelrhein e.V. RMW Motorsport	DEU	ITE 15497 BIC39010	Tony-Kart/TM/Vega	6	48.079	0.443	5	
6	539	Jiri Becicka	CZE	IPK Factory Team	CZE	ITE24AS0136 IBL2400631	IPK/TM /Vega	5	48.112	0.476	4	
7	417	Emanuel Mai	DEU	Solgat Motorsport	DEU	ITE 16484 KBF42332	Birel ART/TM/Vega	6	48.231	0.595	6	
8	414	Ken Algre	EST	Maranello SRP Factory Team	DEU	ITE26407 KBF38275	Maranello/TM /Vega	6	48.298	0.662	4	
9	436	Cedric Malk	CHE	Millennium Racing	DEU	ITE1350 KBF38042	Tony Kart/TM/Vega	6	48.321	0.685	6	
10	541	Jiri Safranek	CZE	SKYLARKS KARTING TEAM	CZE	ITE24AS0315 Internationale auslaendische B&H/0001	IPK/TM/Vega	6	48.332	0.696	6	
11	416	Jayden Gushiken	DEU	Maranello SRP Factory Team	DEU	NKA41655 KBF38275	Maranello/TM /Vega	6	48.348	0.712	5	
12	503	Luca Walter	DEU	Luca Walter	DEU	NKA42403 IDC42403	Sodi/TM/Vega	6	48.364	0.728	6	
13	488	David Gorcica	CZE	FORZA RACING z.s.	CZE	ITE24AS0361 IIBL24AT00331	Maranello/TM/Vega	6	48.378	0.742	6	
14	536	Christof Huibers	BEL	Antwerp Karting Racing Team	BEL	t.b.a. 901453 Internationale auslaendische B&H/0029	Falcon/TM/Vega	6	48.384	0.748	6	
15	455	Tim Schott	DEU	TB Racing Team	DEU	NKA16563 KBF38262	KR/TM/Vega	6	48.385	0.749	6	
16	407	Anders Elkjaer	DNK	Maranello SRP Factory Team	DEU	ITE902 KBF38275	Maranello/TM/Vega	6	48.404	0.768	6	
17	452	Erik Müller	DEU	Mach1 Motorsport	DEU	ITE 17884 BIC20651	Mach1/TM /Vega	6	48.428	0.792	4	
18	542	Rick Meeuwisz	NLD	Albert Meeuwisz	NLD	ITE54516 IEL5411	Maranello/TM/Vega	6	48.454	0.818	6	
19	412	Ajdin Jatic	NLD	Falcon Racing Team	NLD	ITE52317 12131007	Falcon/TM/Vega	6	48.472	0.836	6	
20	420	Nathalie Kreitz	DEU	VDB Kart Racing	DEU	ITE 14979 KBF10478	Birel ART/TM/Vega	6	48.576	0.940	5	
21	425	Noah Gounot	DEU	Solgat Motorsport	DEU	NKA30555 KBF42332	Birel ART/TM/Vega	6	48.608	0.972	5	
22	418	Noah Höß	DEU	Solgat Motorsport	DEU	ITE 19884 BIF42332	Birel ART/TM/Vega	5	48.618	0.982	5	
23	538	Daniel Tenback	NLD	Daniel Tenback	NLD	ITE40105 IDC40105	CRG/TM/Vega	6	48.822	1.186	5	
24	515	Edgaras Kelmas	LTU	Paske Racing	LTU	ITE2024-ITE/003 IBL2024-KL/05	Maranello/TM /Vega	5	49.002	1.366	5	
25	522	Klaus Parnet	DEU	NEES RACING	DEU	NKA14810 KBF38362	Maranello/TM/Vega	6	49.282	1.646	6	
26	435	Jory Molema	NLD	CRG Holland	NLD	NKA33514 IBL15521008	CRG/TM/Vega	5	51.398	3.762	5	
27	444	Lars Ossenbeck	DEU	ADAC Niedersachsen/ Sachsen-Anhalt e.V.	DEU	ITE 38498 BIC38443	Maranello/TM/Vega	3	54.546	6.910	2	


Timekeeper
M.Riehmers

Race Director
H.Seidel

Page 1/1

These results are provisional until the conclusion of any judicial and technical matters!

Printed: 22.09.2024 / 08:29



INT. ADAC Kartrennen Wackersdorf

DSKC - KZ2


Pro Kart Raceland Wackersdorf 1,190 Km

Warm Up Super Heat A

22.09.2024 08:22

Practice (6:00 Time) started at 8:22:01

Lap	Time of Day	Lap Tm	Diff	S1 Tm	S2 Tm	S3 Tm	Lap	Time of Day	Lap Tm	Diff	S1 Tm	S2 Tm	S3 Tm
4	8:27:00.132	49.826	+1.354	18.201	16.413	15.212							
5	8:27:49.012	48.880	+0.408	17.589	16.186	15.105							
6	8:28:37.484	48.472		17.435	16.104	14.933							
(420) Nathalie Kreitz													
1	8:24:22.715	58.450	+9.874	22.007	18.885	17.558							
2	8:25:14.974	52.259	+3.683	19.404	17.314	15.541							
3	8:26:04.574	49.600	+1.024	18.008	16.363	15.229							
4	8:26:53.315	48.741	+0.165	17.548	16.179	15.014							
5	8:27:41.891	48.576		17.458	16.104	15.014							
6	8:28:30.581	48.690	+0.114	17.478	16.251	14.961							
(425) Noah Gounot													
1	8:24:14.583	52.655	+4.047	19.509	17.526	15.620							
2	8:25:06.713	52.130	+3.522	20.066	16.896	15.168							
3	8:25:56.764	50.051	+1.443	18.055	16.868	15.128							
4	8:26:45.936	49.172	+0.564	17.549	16.610	15.013							
5	8:27:34.544	48.608		17.452	16.235	14.921							
6	8:28:23.334	48.790	+0.182	17.713	16.187	14.890							
(418) Noah H6B													
1	8:24:58.655	1:24.812	+36.194	49.793	18.461	16.558							
2	8:25:50.317	51.662	+3.044	18.760	17.474	15.428							
3	8:26:39.848	49.531	+0.913	17.726	16.603	15.202							
4	8:27:29.062	49.214	+0.596	17.466	16.626	15.122							
5	8:28:17.680	48.618		17.416	16.188	15.014							
(538) Daniel Tenback													
1	8:24:30.604	59.585	+10.763	21.885	19.475	18.225							
2	8:25:26.307	55.703	+6.881	20.228	17.949	17.526							
3	8:26:20.371	54.064	+5.242	20.184	17.564	16.316							
4	8:27:10.714	50.343	+1.521	18.294	16.751	15.298							
5	8:27:59.536	48.822		17.463	16.271	15.088							
6	8:28:48.716	49.180	+0.358	17.362	16.790	15.028							
(515) Edgaras Kelmas													
1	8:24:42.701	1:01.892	+12.890	24.898	19.523	17.471							
2	8:25:35.809	53.108	+4.106	19.882	17.561	15.665							
3	8:26:26.553	50.744	+1.742	18.708	16.780	15.256							
4	8:27:15.805	49.252	+0.250	17.681	16.471	15.100							
5	8:28:04.807	49.002		17.491	16.393	15.118							
(522) Klaus Parnet													
1	8:24:13.839	58.510	+9.228	21.996	19.126	17.388							
2	8:25:06.507	52.668	+3.386	20.599	16.865	15.204							
3	8:25:56.428	49.921	+0.639	18.144	16.561	15.216							
4	8:26:46.351	49.923	+0.641	17.771	17.023	15.129							
5	8:27:36.845	50.494	+1.212	18.055	16.466	15.973							
6	8:28:26.127	49.282		17.677	16.524	15.081							
(435) Jory Molema													
1	8:24:52.030	1:05.652	+14.254	26.130	21.013	18.509							
2	8:26:04.683	1:12.653	+21.255	23.286	26.557	22.810							
3	8:27:04.224	59.541	+8.143	25.289	18.175	16.077							
4	8:27:58.236	54.012	+2.614	20.648	17.734	15.630							
5	8:28:49.634	51.398		18.236	17.743	15.419							
(444) Lars Ossenbeck													
1	8:24:31.457	59.461	+4.915	21.862	19.669	17.930							
2	8:25:26.003	54.546		19.792	18.072	16.682							
3	8:26:21.712	55.709	+1.163	19.836	17.628	18.245							



DSKC - KZ2

Warm Up Super Heat B

Track length: 1.190 Km

Session Started: 8:32:57

Best Lap by: 440 - Enzo Bol - 47.520

Rank	#	Driver	Nat	Sponsor Entrant	Nat	License E-License	Make	laps	Best Lap	Diff	In Lap	Penalty
1	440	Enzo Bol	NLD	SP Motorsport	NLD	ITE42526 IBL47253	KR/TM/Vega	6	47.520		6	
2	546	Lenn Nijs	BEL	TB Racing Team	DEU	ITE913267 KBF38262	KR/TM/Vega	6	47.781	0.261	5	
3	523	Karol Pasiewicz	POL	Dörr Motorsport	DEU	ITE 10000 BIF38420	KR/IAME/Vega	6	47.807	0.287	5	
4	431	Simon Rechenmacher	DEU	TB Racing Team	DEU	ITE 38327 KBF38262	KR/TM/Vega	6	47.819	0.299	5	
5	427	Emma Felbermayr	AUT	TB Racing Team	DEU	ITEJK2003 KBF38262	KR/TM/Vega	6	47.829	0.309	5	
6	532	Sven Hayer	DEU	LGK Racing Kart SRL	ITA	ITE 11034 IBL298925	LGK/TM/Vega	6	47.901	0.381	6	
7	415	Rouven Wilk	DEU	Mach1 Motorsport	DEU	ITE35449 KBF39310	Mach1/TM/Vega	6	47.907	0.387	6	
8	537	Emils Akmens	LVA	Maranello SRP Factory Team	DEU	ITE 12864 KBF38275	Maranello/TM/Vega	6	47.921	0.401	5	
9	506	Aleksi Jalava	FIN	Kali Kart Finland	FIN	ITE34752874 IBL50125317	Kali Kart/TM /Vega	6	47.951	0.431	5	
10	410	Maurice Schenck	DEU	APEX Performance	DEU	ITE 10412 KBF38438	Maranello/TM/Vega	6	48.038	0.518	6	
11	563	Erich Huber	DEU	TB Racing Team	DEU	NKA42037 KBF38262	KR/TM/Vega	6	48.105	0.585	5	
12	534	Wout Kurstjens	NLD	Maranello SRP Factory Team	DEU	ITE46556 KBF38275	Maranello/TM/Vega	6	48.133	0.613	6	
13	505	Luca Colella	DEU	APEX Performance Racing Team	DEU	ITE 21369 BIF38438	Maranello/TM/Vega	6	48.145	0.625	5	
14	468	Rick Hartmann	DEU	MSC -Langenfeld e.V. im ADAC VDB Kart Racing	NLD	ITD-C18598 KBF42053	Birel Art/TM/Vega	6	48.156	0.636	6	
15	540	Ondrej Duba	CZE	SPIRIT RACING s.r.o.	CZE	ITE24AS0512 IBL24AT00161	Birel ART/TM/Vega	6	48.163	0.643	6	
16	512	Oskar Steinbach	DEU	Kartshop Ampfing	DEU	ITE10217 KBF25142	Birel/TM/Vega	6	48.201	0.681	5	
17	408	Florian Breitenbach	DEU	Maranello SRP Factory Team	DEU	ITE 16880 KBF38275	Maranello/TM /Vega	6	48.255	0.735	6	
18	502	Louis Binder	DEU	BRM RACING FACTORY S.R.L.	ITA	ITE34543 IBL462163	BRM/TM/Vega	5	48.323	0.803	5	
19	434	Marcel Ernst	DEU	NB Motorsport	DEU	NKA25485 38954	Lenzokart/TM/Vega	6	48.473	0.953	6	
20	533	Jannik Remmert	DEU	VDB Kart Racing	DEU	ITE19994 KBF10478	Birel ART/TM/Vega	6	48.598	1.078	6	
21	433	Alexander Richter	DEU	Team NKS	DEU	ITE 42057 BIC29153	DR/Modena/Vega	6	48.700	1.180	6	
22	422	Chris Vandebroek	DEU	VDB Kart Racing	DEU	ITE 10367 KBF10478	Birel ART/TM/Vega	6	48.885	1.365	6	
23	406	Christian Breiter	DEU	ADAC Niedersachsen/ Sachsen-Anhalt e.V.	DEU	NKA16756 BIC38443	Maranello/TM/Vega	6	49.634	2.114	6	
24	529	Marcin Wojcik	POL	JSTR Jastrzebski Racing	POL	ITEK/E/10044 IBLS/10012/K	Birel /TM/Vega	6	49.727	2.207	6	
25	424	Noah Kaltenbach	DEU	Solgat Motorsport	DEU	ITE 41550 KBF42332	Birel ART/TM /Vega	2	51.042	3.522	2	
26	485	Maximilian Spirk	DEU	Dörr Motorsport	DEU	ITE33771 BIF38420	KR/IAME/Vega	5	51.796	4.276	5	
27	513	Edoardo Mormorelli	ITA	Maranello SRP Factory Team	DEU	ITE499685 BIC38275	Maranello/TM/Vega	0			0	


Timekeeper
M.Riehmers

Race Director
H.Seidel

Page 1/1

These results are provisional until the conclusion of any judicial and technical matters!

Printed: 22.09.2024 / 08:44



INT. ADAC Kartrennen Wackersdorf

DSKC - KZ2

Pro Kart Raceland Wackersdorf 1,190 Km

Warm Up Super Heat B

22.09.2024 08:33

Practice (6:00 Time) started at 8:32:57

Lap	Time of Day	Lap Tm	Diff	S1 Tm	S2 Tm	S3 Tm	Lap	Time of Day	Lap Tm	Diff	S1 Tm	S2 Tm	S3 Tm
4	8:37:44.373	48.518	+0.045	17.411	16.086	15.021							
5	8:38:32.859	48.486	+0.013	17.406	16.107	14.973							
6	8:39:21.332	48.473		17.356	16.118	14.999							
[533] Jannik Remmert													
1	8:35:17.596	56.967	+8.369	22.932	18.404	15.631							
2	8:36:07.253	49.657	+1.059	17.908	16.461	15.288							
3	8:36:57.166	49.913	+1.315	17.879	16.501	15.533							
4	8:37:46.367	49.201	+0.603	17.814	16.271	15.116							
5	8:38:34.979	48.612	+0.014	17.431	16.140	15.041							
6	8:39:23.577	48.598		17.357	16.191	15.050							
[433] Alexander Richter													
1	8:35:19.139	57.751	+9.051	22.444	19.122	16.185							
2	8:36:09.379	50.240	+1.540	18.351	16.620	15.269							
3	8:37:00.628	51.249	+2.549	19.585	16.569	15.095							
4	8:37:49.781	49.153	+0.453	17.646	16.320	15.187							
5	8:38:39.374	49.593	+0.893	17.606	16.354	15.633							
6	8:39:28.074	48.700		17.547	16.171	14.982							
[422] Chris Vandebroek													
1	8:35:10.961	1:00.603	+11.718	24.437	19.660	16.506							
2	8:36:04.863	53.902	+5.017	20.424	17.721	15.757							
3	8:36:57.054	52.191	+3.306	18.939	17.572	15.680							
4	8:37:47.367	50.313	+1.428	18.124	16.639	15.550							
5	8:38:36.753	49.386	+0.501	17.647	16.636	15.103							
6	8:39:25.638	48.885		17.593	16.292	15.000							
[406] Christian Breiter													
1	8:35:21.751	59.307	+9.673	22.735	19.327	17.245							
2	8:36:13.276	51.525	+1.891	19.038	17.042	15.445							
3	8:37:03.492	50.216	+0.582	18.190	16.751	15.275							
4	8:37:53.982	50.490	+0.856	18.355	16.941	15.194							
5	8:38:43.631	49.649	+0.015	17.879	16.626	15.144							
6	8:39:33.265	49.634		17.911	16.508	15.215							
[529] Marcin Wojcik													
1	8:35:33.159	59.351	+9.624	23.073	19.674	16.604							
2	8:36:25.318	52.169	+2.432	19.348	17.137	15.674							
3	8:37:15.724	50.406	+0.679	18.174	16.892	15.340							
4	8:38:06.349	50.625	+0.898	18.363	16.709	15.553							
5	8:38:56.450	50.101	+0.374	17.950	16.706	15.445							
6	8:39:46.177	49.727		17.755	16.657	15.315							
[424] Noah Kaltenbach													
1	8:35:10.553	57.225	+6.183	21.767	19.029	16.429							
2	8:36:01.595	51.042		18.735	16.953	15.354							
[485] Maximilian Spirkl													
1	8:35:21.911	1:03.809	+12.013	24.976	20.620	18.213							
2	8:36:18.702	56.791	+4.995	21.460	18.553	16.778							
3	8:37:12.329	53.627	+1.831	19.549	17.757	16.321							
4	8:38:05.958	53.629	+1.833	19.802	17.274	16.553							
5	8:38:57.754	51.796		19.647	16.627	15.522							

DSKC - KZ2

Super Heat Group A

Track length: 1.190 Km

Race Started: 10:27:13

Best Lap by: 442 - Maximilian Schleimer - 47.540

Rank	#	Driver	Nat	Sponsor Entrant	Nat	License E-License	Make	laps	T. Time Diff	Best Lap	Penalty	Points
1	▲ ³	442 Maximilian Schleimer	DEU	ADAC Mittelrhein e.V. Maranello SRP Factory Team	DEU	ITE 11572 KBF38275	Maranello/TM/Vega	16	12:52.549 1.497	47.540		75
2	▼ ⁻¹	423 Claudia Henning	DEU	Henning Claudia	DEU	ITE11645 IDC11645	Birel ART/TM/Vega	16	12:54.046 4.532	47.785		69
3	▬ ⁰	539 Jiri Becicka	CZE	IPK Factory Team	CZE	ITE24AS0136 IBL2400631	IPK/TM /Vega	16	12:57.081 5.373	47.806		63
4	▼ ⁻²	417 Emanuel Mai	DEU	Solgat Motorsport	DEU	ITE 16484 KBF42332	Birel ART/TM/Vega	16	12:57.922 5.619	47.919		57
5	▲ ⁵	514 Jeffrey Fikse	NLD	Jeffrey Fikse	DEU	ITE40615 IDC40615	Maranello /TM/Vega	16	12:58.168 6.287	47.891		51
6	▼ ⁻¹	414 Ken Algre	EST	Maranello SRP Factory Team	DEU	ITE26407 KBF38275	Maranello/TM /Vega	16	12:58.836 10.325	47.885		48
7	▼ ⁻¹	466 Maximilian Schreyer	DEU	Maranello SRP Factory Team	DEU	ITE 31254 BIC38275	Maranello/TM /Vega	16	13:02.874 11.001	48.001		45
8	▲ ¹	436 Cedric Malk	CHE	Millennium Racing	DEU	ITE1350 KBF38042	Tony Kart/TM/Vega	16	13:03.550 11.560	48.064		42
9	▲ ²	452 Erik Müller	DEU	Mach1 Motorsport	DEU	ITE 17884 BIC20651	Mach1/TM /Vega	16	13:04.109 18.146	48.103		39
10	▲ ⁶	488 David Gorcica	CZE	FORZA RACING z.s.	CZE	ITE24AS0361 IBL24AT00331	Maranello/TM/Vega	16	13:10.695 18.881	48.160		36
11	▲ ⁶	407 Anders Elkjaer	DNK	Maranello SRP Factory Team	DEU	ITE902 KBF38275	Maranello/TM/Vega	16	13:11.430 18.910	48.567		34
12	▲ ¹¹	412 Ajdin Jatic	NLD	Falcon Racing Team	NLD	ITE52317 12131007	Falcon/TM/Vega	16	13:11.459 19.137	48.214	+ 5 sec	32
13	▼ ⁻⁶	503 Luca Walter	DEU	Luca Walter	DEU	NKA42403 IDC42403	Sodi/TM/Vega	16	13:11.686 20.068	48.084	+ 5 sec	30
14	▬ ⁰	536 Christof Huibers	BEL	Antwerp Karting Racing Team	BEL	t.b.a.901453 Internationale Deutsche Karting	Falcon/TM/Vega	16	13:12.617 20.323	48.489		28
15	▲ ⁹	444 Lars Ossenbeck	DEU	ADAC Niedersachsen/ Sachsen-Anhalt e.V.	DEU	ITE 38498 BIC38443	Maranello/TM/Vega	16	13:12.872 20.692	48.200		26
16	▲ ³	437 Felix Wischlitzi	DEU	ADAC Mittelrhein e.V. RMW Motorsport	DEU	ITE 15497 BIC39010	Tony-Kart/TM/Vega	16	13:13.241 20.408	48.207	+ 5 sec	24
17	▲ ⁵	541 Jiri Safranek	CZE	SKYLARKS KARTING TEAM	CZE	ITE24AS0315 Internationale Deutsche Karting	IPK/TM/Vega	16	13:16.597 25.528	48.388	+ 5 sec	22
18	▲ ³	425 Noah Gounot	DEU	Solgat Motorsport	DEU	NKA30555 KBF42332	Birel ART/TM/Vega	16	13:18.077 27.578	48.151	+ 5 sec	20
19	▼ ⁻⁶	455 Tim Schott	DEU	TB Racing Team	DEU	NKA16563 KBF38262	KR/TM/Vega	16	13:20.127 28.874	48.270	+ 5 sec	18
20	▼ ⁻⁵	515 Edgaras Kelmas	LTU	Paske Racing	LTU	ITE2024-ITE/003 IBL2024-KL/05	Maranello/TM /Vega	16	13:21.019 28.697	48.201	+ 5 sec	17
21	▼ ⁻¹	418 Noah Höß	DEU	Solgat Motorsport	DEU	ITE 19884 BIF42332	Birel ART/TM/Vega	16	13:21.121 28.874	48.206	+ 5 sec	16
22	▲ ⁴	522 Klaus Parnet	DEU	NEES RACING	DEU	NKA14810 KBF38362	Maranello/TM/Vega	16	13:21.246 28.874	48.942		15
23	▲ ⁴	435 Jory Molema	NLD	CRG Holland	NLD	NKA33514 IBL15521008	CRG/TM/Vega	16	13:21.423 29.003	48.856		14
24	▲ ¹	542 Rick Meeuwisz	NLD	Albert Meeuwisz	NLD	ITE54516 IEL55411	Maranello/TM/Vega	16	13:21.552 35.010	48.157	+ 5 sec	13
25	▼ ⁻⁷	420 Nathalie Kreitz	DEU	VDB Kart Racing	DEU	ITE 14979 KBF10478	Birel ART/TM/Vega	16	13:27.559 1 Lap	48.300	+ 5 sec	12
26	▼ ⁻¹⁴	416 Jayden Gushiken	DEU	Maranello SRP Factory Team	DEU	NKA41655 KBF38275	Maranello/TM /Vega	15	13:13.414 10 Laps	48.382	+ 5 sec	11
27	▼ ⁻¹⁹	538 Daniel Tenback	NLD	Daniel Tenback	NLD	ITE40105 IDC40105	CRG/TM/Vega	6	5:09.374 10 Laps	48.650	+ 10 sec	10

Announcements

538,416 + 5 sec causing a collision

420,455,515,542,538,437,412,503,541,425,418 + 5 sec front fairing


Timekeeper
M.Riehmers

Race Director
H.Seidel

Page 1/1

These results are provisional until the conclusion of any judicial and technical matters!

Printed: 22.09.2024 / 11:09



INT. ADAC Kartrennen Wackersdorf

DSKC - KZ2


Pro Kart Raceland Wackersdorf 1,190 Km

Super Heat Group A

22.09.2024 10:23

Race (16 Laps) started at 10:27:13

Lap	Time of Day	Lap Tm	Diff	S1 Tm	S2 Tm	S3 Tm	Lap	Time of Day	Lap Tm	Diff	S1 Tm	S2 Tm	S3 Tm
11	10:36:33.600	48.300		17.287	16.033	14.980							
12	10:37:22.110	48.510	+0.210	17.272	16.253	14.985							
13	10:38:10.573	48.463	+0.163	17.329	16.110	15.024							
14	10:38:58.940	48.367	+0.067	17.352	16.057	14.958							
15	10:39:47.399	48.459	+0.159	17.364	16.130	14.965							
16	10:40:35.898	48.499	+0.199	17.343	16.142	15.014							
(416) Jayden Gushiken													
1	10:28:07.999	53.326	+4.943	20.539	16.928	15.858							
2	10:28:58.683	50.684	+2.302	18.478	16.795	15.411							
3	10:29:48.152	49.469	+1.087	17.998	16.435	15.036							
4	10:30:38.301	50.149	+1.767	18.130	16.799	15.220							
5	10:31:29.571	51.270	+2.888	19.503	16.656	15.111							
6	10:32:18.152	48.581	+0.199	17.470	16.133	14.978							
7	10:33:36.851	1:18.699	+30.317	40.525	22.841	15.333							
8	10:34:26.448	49.597	+1.215	17.953	16.555	15.089							
9	10:35:15.315	48.867	+0.485	17.526	16.408	14.933							
10	10:36:03.767	48.452	+0.070	17.355	16.136	14.961							
11	10:36:52.149	48.382		17.277	16.158	14.947							
12	10:37:49.379	57.230	+8.848	17.335	20.345	19.550							
13	10:38:38.469	49.090	+0.708	17.671	16.340	15.079							
14	10:39:32.925	54.456	+6.074	17.289	20.993	16.174							
15	10:40:21.753	48.828	+0.446	17.742	16.141	14.945							
(538) Daniel Tenback													
1	10:28:06.681	52.341	+3.691	20.154	16.792	15.395							
2	10:28:56.672	49.991	+1.341	17.938	16.491	15.562							
3	10:29:46.182	49.510	+0.860	18.114	16.297	15.099							
4	10:30:35.391	49.209	+0.559	17.600	16.507	15.102							
5	10:31:24.063	48.672	+0.022	17.414	16.203	15.055							
6	10:32:12.713	48.650		17.436	16.159	15.055							



INT. ADAC Kartrennen Wackersdorf

Lapchart

DSKC - KZ2

Pro Kart Raceland Wackersdorf 1,190 Km

Super Heat Group A

22.09.2024 10:23

Race (16 Laps) started at 10:27:13

Competitors	Laps	Laps																
		0	1	2	3	4	5	6	7	8	9	10	11	12	13	14	15	16
Emanuel Mai (417)	1	417	417	442	442	442	442	442	442	442	442	442	442	442	442	442	442	442
Claudia Henning (423)	2	423	442	423	423	423	423	423	423	423	423	423	423	423	423	423	423	423
Maximilian Schleimer (442)	3	442	423	417	417	417	417	417	417	539	539	539	539	539	539	539	539	539
Jiri Becicka (539)	4	539	539	539	539	539	539	539	539	417	417	417	417	417	417	417	417	417
Ken Algre (414)	5	414	414	414	414	414	414	414	514	514	514	514	514	514	514	514	514	514
Daniel Tenback (538)	6	538	538	514	514	514	514	514	414	414	414	414	414	414	414	414	414	414
Jeffrey Fikse (514)	7	514	514	538	538	538	538	538	466	466	466	466	466	466	466	466	466	466
Luca Walter (503)	8	503	503	503	503	503	503	436	436	436	436	436	436	436	436	436	436	436
Maximilian Schreyer (466)	9	466	466	466	436	436	466	466	452	452	452	452	452	452	452	452	452	452
Cedric Malk (436)	10	436	416	436	466	466	436	436	412	412	412	412	412	412	412	412	412	412
Jayden Gushiken (416)	11	416	436	452	452	452	452	437	437	437	437	437	437	437	437	437	503	503
Christof Huibers (536)	12	536	452	416	416	407	407	412	407	407	407	503	503	503	503	503	437	437
Erik Müller (452)	13	452	515	407	407	416	412	437	488	503	503	407	407	407	407	407	488	488
Tim Schott (455)	14	455	407	515	437	437	437	407	503	488	488	541	541	488	488	488	407	407
Edgaras Kelmas (515)	15	515	536	437	412	412	488	488	541	541	541	488	488	536	536	536	541	541
Anders Elkjaer (407)	16	407	437	412	515	488	536	541	536	536	536	536	541	541	541	541	536	536
Felix Wischlitzki (437)	17	437	412	536	488	536	541	536	515	444	444	444	444	444	444	444	444	444
Noah Höß (418)	18	418	455	488	536	541	416	416	425	515	515	515	515	515	515	515	425	425
Nathalie Kreitz (420)	19	420	488	420	420	420	420	444	418	418	418	418	418	418	418	418	515	455
Noah Gounot (425)	20	425	420	455	541	455	515	515	418	542	542	542	542	542	542	542	455	515
Ajdin Jatic (412)	21	412	522	541	455	515	425	425	542	425	425	425	425	425	425	425	418	418
David Gorcica (488)	22	488	418	522	522	425	444	444	455	455	455	455	455	455	455	455	542	542
Lars Ossenbeck (444)	23	444	541	425	425	444	455	455	522	522	522	522	522	522	522	522	522	522
Jory Molema (435)	24	435	425	418	444	522	418	418	435	435	435	435	435	435	435	435	435	435
Klaus Parnet (522)	25	522	542	444	418	418	542	542	420	420	420	420	420	420	420	420	420	420
Rick Meeuwisz (542)	26	542	444	542	542	542	522	522	416	416	416	416	416	416	416	416	416	416
Jiri Safranek (541)	27	541	435	435	435	435	435	435										



DSKC - KZ2

Super Heat Group B

Track length: 1.190 Km

Race Started: 10:55:21

Best Lap by: 502 - Louis Binder - 47.891

Rank	#	Driver	Nat	Sponsor Entrant	Nat	License E-License	Make	laps	T. Time Diff	Best Lap	Penalty	Points
1	431	Simon Rechenmacher	DEU	TB Racing Team	DEU	ITE 38327 KBF38262	KR/TM/Vega	16	12:56.805	47.891		75
2	440	Enzo Bol	NLD	SP Motorsport	NLD	ITE42526 IBL47253	KR/TM/Vega	16	12:57.138 0.333	47.902		69
3	523	Karol Pasiewicz	POL	Dörr Motorsport	DEU	ITE 10000 BIF38420	KR/IAME/Vega	16	12:58.080 1.275	47.899		63
4	427	Emma Felbermayr	AUT	TB Racing Team	DEU	ITEJK2003 KBF38262	KR/TM/Vega	16	12:58.716 1.911	47.951		57
5	502	Louis Binder	DEU	BRM RACING FACTORY S.R.L.	ITA	ITE34543 IBL462163	BRM/TM/Vega	16	12:58.984 2.179	47.891		51
6	537	Emils Akmens	LVA	Maranello SRP Factory Team	DEU	ITE 12864 KBF38275	Maranello/TM/Vega	16	12:59.299 2.494	47.909		48
7	546	Lenn Nijs	BEL	TB Racing Team	DEU	ITE913267 KBF38262	KR/TM/Vega	16	13:00.440 3.635	47.977		45
8	408	Florian Breitenbach	DEU	Maranello SRP Factory Team	DEU	ITE 16880 KBF38275	Maranello/TM /Vega	16	13:01.309 4.504	47.906		42
9	532	Sven Hayer	DEU	LGK Racing Kart SRL	ITA	ITE 11034 IBL298925	LGK/TM/Vega	16	13:02.434 5.629	48.038		39
10	415	Rouven Wilk	DEU	Mach1 Motorsport	DEU	ITE35449 KBF39310	Mach1/TM/Vega	16	13:03.925 7.120	48.172		36
11	506	Aleksi Jalava	FIN	Kali Kart Finland	FIN	ITE34752874 IBL50125317	Kali Kart/TM /Vega	16	13:04.255 7.450	48.204		34
12	512	Oskar Steinbach	DEU	Kartshop Ampfing	DEU	ITE10217 KBF25142	Birel/TM/Vega	16	13:07.126 10.321	47.981	+ 5 sec	32
13	534	Wout Kurstjens	NLD	Maranello SRP Factory Team	DEU	ITE46556 KBF38275	Maranello/TM/Vega	16	13:08.004 11.199	48.224		30
14	540	Ondrej Duba	CZE	SPIRIT RACING s.r.o.	CZE	ITE24AS0512 IBL24AT00161	Birel ART/TM/Vega	16	13:10.054 13.249	48.252		28
15	505	Luca Colella	DEU	APEX Performance Racing Team	DEU	ITE 21369 BIF38438	Maranello/TM/Vega	16	13:10.532 13.727	48.180		26
16	513	Edoardo Mormorelli	ITA	Maranello SRP Factory Team	DEU	ITE499685 BIC38275	Maranello/TM/Vega	16	13:10.688 13.883	48.178		24
17	563	Erich Huber	DEU	TB Racing Team	DEU	NKA42037 KBF38262	KR/TM/Vega	16	13:12.440 15.635	48.059		22
18	485	Maximilian Spirk	DEU	Dörr Motorsport	DEU	ITE33771 BIF38420	KR/IAME/Vega	16	13:13.299 16.494	48.160	+ 5 sec	20
19	424	Noah Kaltenbach	DEU	Solgat Motorsport	DEU	ITE 41550 KBF42332	Birel ART/TM /Vega	16	13:14.162 17.357	48.485		18
20	422	Chris Vandebroek	DEU	VDB Kart Racing	DEU	ITE 10367 KBF 10478	Birel ART/TM/Vega	16	13:16.019 19.214	48.540		17
21	406	Christian Breiter	DEU	ADAC Niedersachsen/ Sachsen-Anhalt e.V.	DEU	NKA16756 BIC38443	Maranello/TM/Vega	16	13:17.325 20.520	48.789		16
22	468	Rick Hartmann	DEU	MSC -Langenfeld e.V. im ADAC VDB Kart Racing	NLD	ITD-C18598 KBF42053	Birel Art/TM/Vega	16	13:21.120 24.315	48.132	+ 10 sec	15
23	533	Jannik Remmert	DEU	VDB Kart Racing	DEU	ITE19994 KBF 10478	Birel ART/TM/Vega	16	13:21.236 24.431	48.657	+ 5 sec	14
24	529	Marcin Wojcik	POL	JSTR Jastrzebski Racing	POL	ITEK/E/10044 IBLS/10012/K	Birel /TM/Vega	16	13:24.161 27.356	49.322		13
25	410	Maurice Schenck	DEU	APEX Performance	DEU	ITE 10412 KBF38438	Maranello/TM/Vega	11	9:09.320 5 Laps	48.506		12
26	434	Marcel Ernst	DEU	NB Motorsport	DEU	NKA25485 38954	Lenzokart/TM/Vega	9	7:33.486 7 Laps	48.629	+ 5 sec	11
27	433	Alexander Richter	DEU	Team NKS	DEU	ITE 42057 BIC29153	DR/Modena/Vega	6	5:03.929 10 Laps	48.784		10

Announcements

533,468 + 5 sec causing a collision

434,485,468,512 + 5 sec front fairing


Timekeeper
M.Riehmers

Race Director
H.Seidel

Page 1/1

These results are provisional until the conclusion of any judicial and technical matters!

Printed: 22.09.2024 / 11:32



INT. ADAC Kartrennen Wackersdorf

DSKC - KZ2

Pro Kart Raceland Wackersdorf 1,190 Km

Super Heat Group B

22.09.2024 10:51

Race (16 Laps) started at 10:55:21

Table with 7 columns: Lap, Time of Day, Lap Tm, Diff, S1 Tm, S2 Tm, S3 Tm. Driver: (431) Simon Rechenmacher.

Table with 7 columns: Lap, Time of Day, Lap Tm, Diff, S1 Tm, S2 Tm, S3 Tm. Driver: (537) Emils Akmens.

Table with 7 columns: Lap, Time of Day, Lap Tm, Diff, S1 Tm, S2 Tm, S3 Tm. Driver: (440) Enzo Bol.

Table with 7 columns: Lap, Time of Day, Lap Tm, Diff, S1 Tm, S2 Tm, S3 Tm. Driver: (546) Lenn Nijis.

Table with 7 columns: Lap, Time of Day, Lap Tm, Diff, S1 Tm, S2 Tm, S3 Tm. Driver: (523) Karol Pasiewicz.

Table with 7 columns: Lap, Time of Day, Lap Tm, Diff, S1 Tm, S2 Tm, S3 Tm. Driver: (408) Florian Breitenbach.

Table with 7 columns: Lap, Time of Day, Lap Tm, Diff, S1 Tm, S2 Tm, S3 Tm. Driver: (427) Emma Felbermayr.

Table with 7 columns: Lap, Time of Day, Lap Tm, Diff, S1 Tm, S2 Tm, S3 Tm. Driver: (532) Sven Hayer.

Table with 7 columns: Lap, Time of Day, Lap Tm, Diff, S1 Tm, S2 Tm, S3 Tm. Driver: (502) Louis Binder.

Orbits



INT. ADAC Kartrennen Wackersdorf

DSKC - KZ2

Pro Kart Raceland Wackersdorf 1,190 Km

Super Heat Group B

22.09.2024 10:51

Race (16 Laps) started at 10:55:21

Lap	Time of Day	Lap Tm	Diff	S1 Tm	S2 Tm	S3 Tm	Lap	Time of Day	Lap Tm	Diff	S1 Tm	S2 Tm	S3 Tm
3	10:57:56.074	48.943	+0.905	17.497	16.316	15.130	5	10:59:35.111	48.695	+0.371	17.364	16.351	14.880
4	10:58:44.803	48.729	+0.691	17.586	16.150	14.993	6	11:00:23.581	48.470	+0.246	17.274	16.086	15.110
5	10:59:32.911	48.108	+0.070	17.240	15.970	14.898	7	11:01:12.565	48.984	+0.760	18.039	16.048	14.897
6	11:00:21.843	48.932	+0.894	17.448	16.481	15.003	8	11:02:01.111	48.546	+0.322	17.449	16.092	15.005
7	11:01:10.239	48.396	+0.358	17.403	16.138	14.855	9	11:02:49.643	48.532	+0.308	17.391	16.013	15.128
8	11:01:58.524	48.285	+0.247	17.198	16.163	14.924	10	11:03:38.151	48.508	+0.284	17.492	16.041	14.975
9	11:02:46.562	48.038		17.170	16.064	14.804	11	11:04:26.375	48.224		17.340	16.000	14.884
10	11:03:34.664	48.102	+0.064	17.304	16.022	14.776	12	11:05:14.716	48.341	+0.117	17.238	16.164	14.939
11	11:04:22.835	48.171	+0.133	17.293	16.070	14.808	13	11:06:03.016	48.300	+0.076	17.398	16.011	14.891
12	11:05:11.048	48.213	+0.175	17.288	16.086	14.839	14	11:06:52.263	49.247	+1.023	17.617	16.223	15.407
13	11:05:59.110	48.062	+0.024	17.196	16.048	14.818	15	11:07:40.882	48.619	+0.395	17.525	16.226	14.868
14	11:06:47.316	48.206	+0.168	17.283	16.078	14.845	16	11:08:29.174	48.292	+0.068	17.254	16.111	14.927
15	11:07:35.498	48.182	+0.144	17.325	16.063	14.794							
16	11:08:23.604	48.106	+0.068	17.249	16.049	14.808							

(415) Rouven Wilk

1	10:56:15.958	53.735	+5.563	20.490	17.632	15.613
2	10:57:06.197	50.239	+2.067	18.423	16.635	15.181
3	10:57:55.416	49.219	+1.047	17.849	16.373	14.997
4	10:58:44.133	48.717	+0.545	17.496	16.236	14.985
5	10:59:32.688	48.555	+0.383	17.460	16.153	14.942
6	11:00:21.775	49.087	+0.915	17.501	16.472	15.114
7	11:01:10.411	48.636	+0.464	17.299	16.203	15.134
8	11:01:58.933	48.522	+0.350	17.329	16.151	15.042
9	11:02:47.250	48.317	+0.145	17.336	16.062	14.919
10	11:03:35.599	48.349	+0.177	17.339	16.116	14.894
11	11:04:23.771	48.172		17.300	16.045	14.827
12	11:05:12.097	48.326	+0.154	17.402	16.044	14.880
13	11:06:00.305	48.208	+0.036	17.353	16.040	14.815
14	11:06:48.513	48.208	+0.036	17.313	16.040	14.855
15	11:07:36.770	48.257	+0.085	17.288	16.172	14.797
16	11:08:25.095	48.325	+0.153	17.498	15.985	14.842

(540) Ondrej Duba

1	10:56:18.932	55.170	+6.918	20.510	19.036	15.624
2	10:57:09.258	50.326	+2.074	18.407	16.686	15.233
3	10:57:58.838	49.580	+1.328	17.884	16.452	15.244
4	10:58:47.519	48.681	+0.429	17.431	16.284	14.966
5	10:59:36.456	48.937	+0.685	17.398	16.328	15.211
6	11:00:25.372	49.916	+0.664	17.575	16.231	15.110
7	11:01:13.932	48.560	+0.308	17.420	16.151	14.989
8	11:02:02.362	48.430	+0.178	17.344	16.171	14.915
9	11:02:50.735	48.373	+0.121	17.381	16.147	14.845
10	11:03:40.527	49.792	+1.540	17.535	16.120	16.137
11	11:04:28.867	48.340	+0.088	17.445	15.988	14.907
12	11:05:17.119	48.252		17.315	16.032	14.905
13	11:06:05.505	48.386	+0.134	17.364	16.110	14.912
14	11:06:53.783	48.278	+0.026	17.250	16.090	14.938
15	11:07:42.765	48.982	+0.730	17.614	16.271	15.097
16	11:08:31.224	48.459	+0.207	17.550	16.061	14.848

(506) Aleks Jajalva

1	10:56:15.705	53.321	+5.117	20.036	17.229	16.056
2	10:57:05.442	49.737	+1.533	17.994	16.559	15.184
3	10:57:54.839	49.397	+1.193	17.987	16.273	15.137
4	10:58:43.705	48.866	+0.662	17.559	16.277	15.030
5	10:59:32.269	48.564	+0.360	17.392	16.222	14.950
6	11:00:21.444	49.175	+0.971	17.856	16.359	14.960
7	11:01:09.918	48.474	+0.270	17.388	16.152	14.934
8	11:01:58.749	48.831	+0.627	17.343	16.225	15.263
9	11:02:47.058	48.309	+0.105	17.306	16.114	14.889
10	11:03:35.264	48.206	+0.002	17.272	16.076	14.858
11	11:04:23.629	48.365	+0.161	17.316	16.090	14.959
12	11:05:11.939	48.310	+0.106	17.375	16.047	14.888
13	11:06:00.143	48.204		17.243	16.078	14.883
14	11:06:48.834	48.691	+0.487	17.584	16.245	14.862
15	11:07:37.202	48.368	+0.164	17.341	16.163	14.864
16	11:08:25.425	48.223	+0.019	17.302	16.069	14.852

(505) Luca Colella

1	10:56:17.602	54.314	+6.134	20.719	17.871	15.724
2	10:57:08.066	50.464	+2.284	18.008	17.067	15.389
3	10:57:57.627	49.561	+1.381	17.930	16.484	15.147
4	10:58:46.769	49.142	+0.962	17.555	16.480	15.107
5	10:59:35.803	49.034	+0.854	17.441	16.471	15.122
6	11:00:24.250	48.447	+0.267	17.323	16.207	14.917
7	11:01:13.454	49.204	+1.024	17.867	16.397	14.940
8	11:02:02.133	48.679	+0.499	17.571	16.155	14.953
9	11:02:51.057	48.924	+0.744	17.832	16.216	14.876
10	11:03:41.338	50.281	+2.101	17.428	16.151	16.702
11	11:04:29.731	48.393	+0.213	17.409	16.110	14.874
12	11:05:17.911	48.180		17.254	16.074	14.852
13	11:06:06.092	48.181	+0.001	17.263	16.075	14.853
14	11:06:54.479	48.387	+0.207	17.328	16.151	14.908
15	11:07:43.093	48.614	+0.434	17.417	16.220	14.977
16	11:08:31.702	48.609	+0.429	17.556	16.122	14.931

(512) Oskar Steinbach

1	10:56:15.787	53.048	+5.067	20.029	17.678	15.341
2	10:57:05.506	49.719	+1.738	18.081	16.495	15.143
3	10:57:53.920	48.414	+0.433	17.532	16.051	14.831
4	10:58:43.086	49.166	+1.185	17.739	16.444	14.983
5	10:59:31.914	48.828	+0.847	17.463	16.270	15.095
6	11:00:20.544	48.630	+0.649	17.887	15.866	14.877
7	11:01:08.759	48.215	+0.234	17.289	16.016	14.910
8	11:01:57.316	48.557	+0.576	17.605	16.026	14.926
9	11:02:45.461	48.145	+0.164	17.290	15.990	14.865
10	11:03:34.469	49.008	+1.027	18.155	15.979	14.874
11	11:04:22.677	48.208	+0.227	17.345	15.975	14.888
12	11:05:10.820	48.143	+0.162	17.291	15.990	14.862
13	11:05:58.873	48.053	+0.072	17.178	16.007	14.868
14	11:06:47.120	48.247	+0.266	17.402	16.004	14.841
15	11:07:35.101	47.981		17.197	15.993	14.791
16	11:08:23.296	48.195	+0.214	17.297	16.050	14.848

(513) Edoardo Mormorelli

1	10:56:18.706	54.908	+6.730	20.674	18.675	15.559
2	10:57:09.327	50.621	+2.443	18.283	16.654	15.684
3	10:58:00.085	50.758	+2.580	18.143	17.315	15.300
4	10:58:49.475	49.390	+1.212	17.620	16.342	15.428
5	10:59:38.020	48.545	+0.367	17.541	16.134	14.870
6	11:00:26.345	48.325	+0.147	17.222	16.126	14.977
7	11:01:15.652	49.307	+1.129	17.256	16.125	15.926
8	11:02:03.921	48.269	+0.091	17.297	16.179	14.973
9	11:02:52.110	48.189	+0.011	17.311	16.061	14.817
10	11:03:40.870	48.760	+0.582	17.169	16.097	15.504
11	11:04:29.186	48.316	+0.138	17.362	16.079	14.875
12	11:05:17.364	48.178		17.289	16.097	14.792
13	11:06:05.646	48.282	+0.104	17.314	16.190	14.778
14	11:06:53.926	48.280	+0.102	17.307	16.133	14.840
15	11:07:42.858	48.932	+0.754	17.677	16.213	15.042
16	11:08:31.858	49.000	+0.822	17.930	16.216	14.854

(534) Wout Kurstjens

1	10:56:19.129	54.907	+6.683	20.910	18.372	15.625
2	10:57:09.041	49.912	+1.688	18.080	16.426	15.406
3	10:57:58.046	49.005	+0.781	17.692	16.307	15.006
4	10:58:46.516	48.470	+0.246	17.290	16.193	14.987

(563) Erich Huber

1	10:56:19.695	56.909	+8.850	20.643	20.433	15.833
2	10:57:10.638	50.943	+2.884	18.396	17.199	15.348
3	10:58:00.894	50.2				

INT. ADAC Kartrennen Wackersdorf

DSKC - KZ2

Pro Kart Raceland Wackersdorf 1,190 Km

Super Heat Group B

22.09.2024 10:51

Race (16 Laps) started at 10:55:21

Lap	Time of Day	Lap Tm	Diff	S1 Tm	S2 Tm	S3 Tm	Lap	Time of Day	Lap Tm	Diff	S1 Tm	S2 Tm	S3 Tm
7	11:01:16.684	48.810	+0.751	17.407	16.231	15.172	9	11:02:55.844	48.816	+0.027	17.557	16.330	14.929
8	11:02:05.118	48.434	+0.375	17.402	16.165	14.867	10	11:03:44.976	49.132	+0.343	17.529	16.279	15.324
9	11:02:53.635	48.517	+0.458	17.361	16.206	14.950	11	11:04:33.844	48.868	+0.079	17.514	16.325	15.029
10	11:03:42.265	48.630	+0.571	17.474	16.137	15.019	12	11:05:22.680	48.836	+0.047	17.588	16.283	14.965
11	11:04:31.940	49.675	+1.616	17.615	17.162	14.898	13	11:06:11.660	49.980	+0.191	17.608	16.297	15.075
12	11:05:20.949	49.009	+0.950	17.329	16.213	15.467	14	11:07:00.537	48.877	+0.088	17.490	16.340	15.047
13	11:06:09.246	48.297	+0.238	17.342	16.114	14.841	15	11:07:49.326	48.789		17.552	16.255	14.982
14	11:06:57.305	48.059		17.188	16.014	14.857	16	11:08:38.495	49.169	+0.380	17.586	16.429	15.154
15	11:07:45.536	48.231	+0.172	17.293	16.087	14.851							
16	11:08:33.610	48.074	+0.015	17.261	16.009	14.804							
(485) Maximilian Spirk							(468) Rick Hartmann						
1	10:56:15.683	53.594	+5.434	20.423	17.230	15.941	1	10:56:16.302	53.896	+5.764	20.778	17.650	15.468
2	10:57:06.706	51.023	+2.863	18.827	17.057	15.139	2	10:57:06.993	50.691	+2.559	18.494	17.057	15.140
3	10:57:56.199	49.493	+1.333	17.701	16.432	15.360	3	10:57:56.358	49.365	+1.233	17.944	16.376	15.045
4	10:58:45.873	49.674	+1.514	18.155	16.501	15.018	4	10:58:45.634	49.276	+1.144	17.893	16.371	15.012
5	10:59:34.872	48.999	+0.839	17.809	16.255	14.935	5	10:59:34.171	48.537	+0.405	17.441	16.161	14.935
6	11:00:23.321	48.449	+0.289	17.309	16.159	14.981	6	11:00:23.174	49.003	+0.871	17.513	16.181	15.309
7	11:01:12.929	49.608	+1.448	18.418	16.339	14.851	7	11:01:12.381	49.207	+1.075	18.153	16.079	14.975
8	11:02:01.456	48.527	+0.367	17.546	16.116	14.865	8	11:02:01.277	48.896	+0.764	17.908	16.033	14.955
9	11:02:49.934	48.478	+0.318	17.541	16.100	14.837	9	11:02:50.260	48.983	+0.851	17.999	16.064	14.920
10	11:03:38.620	48.686	+0.526	17.708	16.142	14.836	10	11:03:42.315	52.055	+3.923	17.580	16.089	18.386
11	11:04:26.780	48.160		17.233	16.073	14.854	11	11:04:31.311	48.996	+0.864	17.627	16.441	14.928
12	11:05:14.944	48.164	+0.004	17.227	16.077	14.860	12	11:05:19.568	48.257	+0.125	17.341	16.025	14.891
13	11:06:03.163	48.219	+0.059	17.265	16.085	14.869	13	11:06:07.700	48.132		17.286	15.984	14.862
14	11:06:52.321	49.158	+0.998	17.654	16.136	15.368	14	11:06:55.876	48.176	+0.044	17.276	16.027	14.873
15	11:07:41.084	48.763	+0.603	17.633	16.289	14.841	15	11:07:44.100	48.224	+0.092	17.397	15.974	14.853
16	11:08:29.469	48.385	+0.225	17.379	16.162	14.844	16	11:08:32.290	48.190	+0.058	17.332	16.069	14.789
(424) Noah Kaltenbach							(533) Jannik Remmert						
1	10:56:17.836	54.865	+6.380	20.409	18.804	15.652	1	10:56:17.512	53.591	+4.934	20.236	17.624	15.731
2	10:57:08.722	50.886	+2.401	18.882	16.670	15.334	2	10:57:08.719	51.207	+2.550	18.307	16.859	16.041
3	10:57:59.946	51.224	+2.739	18.764	17.196	15.264	3	10:57:58.691	49.972	+1.315	17.942	16.812	15.218
4	10:58:49.331	49.385	+0.900	17.623	16.669	15.093	4	10:58:47.922	49.231	+0.574	17.836	16.368	15.027
5	10:59:38.538	49.207	+0.722	17.484	16.674	15.049	5	10:59:36.730	48.808	+0.151	17.432	16.256	15.120
6	11:00:27.225	48.687	+0.202	17.377	16.341	14.969	6	11:00:25.562	48.832	+0.175	17.526	16.293	15.013
7	11:01:16.219	48.994	+0.509	17.441	16.277	15.276	7	11:01:17.745	52.183	+3.526	17.524	16.187	18.472
8	11:02:04.939	48.720	+0.235	17.414	16.355	14.951	8	11:02:06.852	49.107	+0.450	17.721	16.280	15.106
9	11:02:53.519	48.580	+0.095	17.380	16.186	15.014	9	11:02:55.587	48.735	+0.078	17.434	16.302	14.999
10	11:03:42.678	49.159	+0.674	17.859	16.322	14.978	10	11:03:44.765	49.178	+0.521	17.417	16.258	15.503
11	11:04:31.694	49.016	+0.531	17.488	16.541	14.987	11	11:04:33.454	48.689	+0.032	17.409	16.297	14.983
12	11:05:20.697	49.003	+0.518	17.357	16.294	15.352	12	11:05:22.288	48.834	+0.177	17.513	16.170	15.151
13	11:06:09.516	48.819	+0.334	17.354	16.203	15.262	13	11:06:10.945	48.657		17.431	16.271	14.955
14	11:06:58.001	48.485		17.431	16.168	14.886	14	11:06:59.702	48.757	+0.100	17.429	16.352	14.976
15	11:07:46.583	48.582	+0.097	17.449	16.144	14.989	15	11:07:48.457	48.755	+0.098	17.481	16.315	14.959
16	11:08:35.332	48.749	+0.264	17.536	16.189	15.024	16	11:08:37.406	48.949	+0.292	17.514	16.310	15.125
(422) Chris Vandebroek							(529) Marcin Wojcik						
1	10:56:18.497	54.281	+5.741	20.553	18.216	15.512	1	10:56:20.021	55.487	+6.165	20.770	18.918	15.799
2	10:57:09.653	51.156	+2.616	18.971	16.944	15.241	2	10:57:11.001	50.980	+1.658	18.468	16.977	15.535
3	10:58:00.659	51.006	+2.466	18.272	16.988	15.746	3	10:58:01.236	50.235	+0.913	17.790	16.938	15.507
4	10:58:49.813	49.154	+0.614	17.747	16.435	14.972	4	10:58:51.018	49.782	+0.460	17.848	16.751	15.183
5	10:59:38.792	48.979	+0.439	17.644	16.302	15.033	5	10:59:40.340	49.322		17.857	16.406	15.059
6	11:00:27.583	48.791	+0.251	17.670	16.190	14.931	6	11:00:29.814	49.474	+0.152	17.871	16.431	15.172
7	11:01:17.030	49.447	+0.907	17.465	16.274	15.708	7	11:01:19.226	49.412	+0.090	17.674	16.455	15.283
8	11:02:06.105	49.075	+0.535	17.560	16.366	15.149	8	11:02:08.808	49.582	+0.260	17.843	16.448	15.291
9	11:02:54.645	48.540		17.483	16.148	14.909	9	11:02:58.325	49.517	+0.195	17.821	16.424	15.272
10	11:03:43.505	48.860	+0.320	17.584	16.197	15.079	10	11:03:47.957	49.632	+0.310	17.875	16.491	15.266
11	11:04:32.566	49.061	+0.521	17.577	16.406	15.078	11	11:04:37.567	49.610	+0.288	17.706	16.628	15.276
12	11:05:21.853	49.287	+0.747	17.927	16.290	15.070	12	11:05:26.910	49.343	+0.021	17.757	16.348	15.288
13	11:06:10.710	48.857	+0.317	17.455	16.371	15.031	13	11:06:16.510	49.600	+0.278	18.016	16.422	15.162
14	11:06:59.365	48.655	+0.115	17.457	16.274	14.924	14	11:07:05.930	49.420	+0.098	17.765	16.542	15.113
15	11:07:48.217	48.852	+0.312	17.589	16.354	14.909	15	11:07:55.699	49.769	+0.447	17.880	16.568	15.321
16	11:08:37.189	48.972	+0.432	17.542	16.413	15.017	16	11:08:45.331	49.632	+0.310	17.913	16.555	15.164
(406) Christian Breiter							(410) Maurice Schenck						
1	10:56:19.542	55.145	+6.356	20.580	18.610	15.955	1	10:56:16.730	53.480	+4.974	20.588	17.605	15.287
2	10:57:09.921	50.379	+1.590	18.228	16.912	15.239	2	10:57:07.610	50.880	+2.374	18.296	17.247	15.337
3	10:58:01.014	51.093	+2.304	18.230	16.948	15.915	3	10:57:56.546	48.936	+0.430	17.579	16.375	14.982
4	10:58:50.485	49.471	+0.682	17.816	16.540	15.115	4	10:58:46.030	49.484	+0.978	17.914	16.643	14.927
5	10:59:39.452	48.967	+0.178	17.534	16.453	14.980	5	10:59:35.324	49.294	+0.788	17.844	16.556	14.894
6	11:00:28.392	48.940	+0.151	17.645	16.258	15.037	6	11:00:23.830	48.506		17.307	16.326	14.873
7	11:01:17.673	49.281	+0.492	17.670	16.366	15.245	7	11:01:13.143	49.313	+0.807	18.025	16.416	14.872
8	11:02:07.028	49.355	+0.566	17.575	16.548	15.232	8	11:02:01.678	48.535	+0.029	17.514	16.213	14.808
							9	11:02:50.531	48.853	+0.347	17.806	16.228	14.819
							10	11:03:41.127	50.596	+2.090	17.514	16.156	16.926

Orbits



INT. ADAC Kartrennen Wackersdorf

DSKC - KZ2


Pro Kart Raceland Wackersdorf 1,190 Km

Super Heat Group B

22.09.2024 10:51

Race (16 Laps) started at 10:55:21

Lap	Time of Day	Lap Tm	Diff	S1 Tm	S2 Tm	S3 Tm	Lap	Time of Day	Lap Tm	Diff	S1 Tm	S2 Tm	S3 Tm
11	11:04:30.490	49.363	+0.857	17.902	16.433	15.028							
(434) Marcel Ernst													
1	10:56:16.177	53.712	+5.083	20.472	17.655	15.585							
2	10:57:06.530	50.353	+1.724	18.285	16.818	15.250							
3	10:57:55.820	49.290	+0.661	17.684	16.430	15.176							
4	10:58:44.868	49.048	+0.419	17.525	16.300	15.223							
5	10:59:33.721	48.853	+0.224	17.501	16.237	15.115							
6	11:00:23.222	49.501	+0.872	17.813	16.444	15.244							
7	11:01:12.185	48.963	+0.334	17.739	16.150	15.074							
8	11:02:00.814	48.629		17.519	16.114	14.996							
9	11:02:49.656	48.842	+0.213	17.458	16.062	15.322							
(433) Alexander Richter													
1	10:56:18.083	54.350	+5.566	20.719	18.236	15.395							
2	10:57:08.639	50.556	+1.772	18.236	16.509	15.811							
3	10:57:58.462	49.823	+1.039	17.907	16.675	15.241							
4	10:58:47.246	48.784		17.430	16.296	15.058							
5	10:59:36.315	49.069	+0.285	17.460	16.436	15.173							
6	11:00:25.099	48.784		17.592	16.207	14.985							



INT. ADAC Kartrennen Wackersdorf

Lapchart

DSKC - KZ2

Pro Kart Raceland Wackersdorf 1,190 Km

Super Heat Group B

22.09.2024 10:51

Race (16 Laps) started at 10:55:21

Competitors	Laps	Laps																
		0	1	2	3	4	5	6	7	8	9	10	11	12	13	14	15	16
Simon Rechenmacher (431)	1	431	523	523	523	523	523	523	523	431	431	431	431	431	431	431	431	431
Enzo Bol (440)	2	440	431	431	431	431	431	431	431	523	440	440	440	440	440	440	440	440
Karol Pasiewicz (523)	3	523	440	427	427	440	440	440	440	440	523	523	523	523	523	523	523	523
Emma Felbermayr (427)	4	427	427	440	440	502	502	502	502	502	427	427	427	427	427	427	427	427
Louis Binder (502)	5	502	502	502	502	427	427	427	427	427	502	502	502	502	502	502	502	502
Lenn Nijs (546)	6	546	546	546	546	546	537	537	537	537	537	537	537	537	537	537	537	537
Florian Breitenbach (408)	7	408	408	537	537	537	546	546	546	546	546	546	546	546	546	546	546	546
Maximilian Spirkel (485)	8	485	537	408	408	408	408	408	408	408	408	408	408	408	408	408	408	408
Rouven Wilk (415)	9	415	485	506	512	512	512	512	512	512	512	512	512	512	512	512	512	512
Aleksi Jalava (506)	10	506	506	512	506	506	506	506	506	532	532	532	532	532	532	532	532	532
Rick Hartmann (468)	11	468	512	415	415	415	415	415	532	506	506	506	506	506	506	415	415	415
Marcel Ernst (434)	12	434	415	434	434	532	532	532	415	415	415	415	415	415	415	506	506	506
Oskar Steinbach (512)	13	512	434	485	532	434	434	468	434	434	534	534	534	534	534	534	534	534
Emils Akmens (537)	14	537	468	468	485	468	468	434	468	534	434	485	485	485	485	485	485	485
Erich Huber (563)	15	563	532	532	468	485	485	485	534	468	485	540	540	540	540	540	540	540
Noah Kaltenbach (424)	16	424	410	410	410	410	534	534	485	485	468	513	513	513	513	513	513	505
Maurice Schenck (410)	17	410	533	505	505	534	410	410	410	410	410	505	505	505	505	505	505	513
Luca Colella (505)	18	505	505	433	534	505	505	505	505	505	540	505	410	468	468	468	468	468
Sven Hayer (532)	19	532	424	533	433	433	433	433	540	540	505	563	468	424	563	563	563	563
Alexander Richter (433)	20	433	433	424	533	540	540	540	513	513	513	468	424	563	424	424	424	424
Ondrej Duba (540)	21	540	422	534	540	533	533	533	424	424	424	424	563	422	422	422	422	422
Edoardo Mormorelli (513)	22	513	513	540	424	424	513	513	563	563	563	422	422	533	533	533	533	533
Jannik Rimmert (533)	23	533	540	513	513	513	424	424	422	422	422	533	533	406	406	406	406	406
Chris Vandebroek (422)	24	422	534	422	422	422	422	422	406	533	533	406	406	529	529	529	529	529
Wout Kurstjens (534)	25	534	406	406	563	563	563	563	533	406	406	529	529					
Christian Breiter (406)	26	406	563	563	406	406	406	406	529	529	529							
Marcin Wojcik (529)	27	529	529	529	529	529	529	529										



DKM Round 6
DSKC - KZ2
Wackersdorf II
Final Intermediate Classification

Pos.	No.	Firstname	Lastname	Nat.		Nat.		Sponsor	QP	Total					
				Dri	Entrant	Ent	Make			PTS	BC	AC	AB	SHA	SHB
1	423	Claudia	Henning	DEU	Henning Claudia	DEU	Birel ART/TM/Vega		2	163	50	--	44	69	--
2	440	Enzo	Bol	NLD	SP Motorsport	NLD	KR/TM/Vega		5	160	41	--	50	--	69
3	431	Simon	Rechenmacher	DEU	TB Racing Team	DEU	KR/TM/Vega		6	155	44	36	--	--	75
4	442	Maximilian	Schleimer	DEU	Maranello SRP Factory Team	DEU	Maranello/TM/Vega	ADAC Mittelrhein e.V.	1	147	--	44	28	75	--
5	417	Emanuel	Mai	DEU	Solgat Motorsport	DEU	Birel ART/TM/Vega		4	143	--	50	36	57	--
6	539	Jiri	Becicka	CZE	IPK Factory Team	CZE	IPK/TM /Vega		7	142	--	41	38	63	--
7	523	Karol	Pasiewicz	POL	Dörr Motorsport	DEU	KR/IAME/Vega		3	139	38	38	--	--	63
8	427	Emma	Felbermayr	AUT	TB Racing Team	DEU	KR/TM/Vega		15	125	36	32	--	--	57
9	502	Louis	Binder	DEU	BRM RACING FACTORY S.R.L.	ITA	BRM/TM/Vega		10	117	--	25	41	--	51
10	414	Ken	Algre	EST	Maranello SRP Factory Team	DEU	Maranello/TM /Vega		8	114	34	--	32	48	--
11	466	Maximilian	Schreyer	DEU	Maranello SRP Factory Team	DEU	Maranello/TM /Vega		18	109	30	34	--	45	--
12	546	Lenn	Nijs	BEL	TB Racing Team	DEU	KR/TM/Vega		9	107	32	30	--	--	45
13	514	Jeffrey	Fikse	NLD	Jeffrey Fikse	DEU	Maranello /TM/Vega		20	98	26	--	21	51	--
14	408	Florian	Breitenbach	DEU	Maranello SRP Factory Team	DEU	Maranello/TM /Vega		17	94	22	--	30	--	42
15	436	Cedric	Malk	CHE	Millennium Racing	DEU	Tony Kart/TM/Vega		14	93	25	--	26	42	--
16	503	Luca	Walter	DEU	Luca Walter	DEU	Sodi/TM/Vega		11	91	27	--	34	30	--
17	415	Rouven	Wilk	DEU	Mach1 Motorsport	DEU	Mach1/TM/Vega		19	87	--	26	25	--	36
18	452	Erik	Müller	DEU	Mach1 Motorsport	DEU	Mach1/TM /Vega		25	86	--	23	24	39	--
19	506	Aleksi	Jalava	FIN	Kali Kart Finland	FIN	Kali Kart/TM /Vega		21	81	23	24	--	--	34
20	537	Emils	Akmens	LVA	Maranello SRP Factory Team	DEU	Maranello/TM/Vega		27	77	9	20	--	--	48
21	485	Maximilian	Spirkel	DEU	Dörr Motorsport	DEU	KR/IAME/Vega		12	75	28	27	--	--	20
22	488	David	Gorcica	CZE	FORZA RACING z.s.	CZE	Maranello/TM/Vega		26	66	7	--	23	36	--
23	512	Oskar	Steinbach	DEU	Kartshop Ampfing	DEU	Birel/TM/Vega		32	66	16	--	18	--	32
24	538	Daniel	Tenback	NLD	Daniel Tenback	NLD	CRG/TM/Vega		22	65	--	28	27	10	--
25	536	Christof	Huibers	BEL	Antwerp Karting Racing Team	BEL	Falcon/TM/Vega		36	65	19	18	--	28	--
26	532	Sven	Hayer	DEU	LGK Racing Kart SRL	ITA	LGK/TM/Vega		53	63	13	--	11	--	39
27	407	Anders	Elkjaer	DNK	Maranello SRP Factory Team	DEU	Maranello/TM/Vega		44	62	15	--	13	34	--
28	468	Rick	Hartmann	DEU	VDB Kart Racing	NLD	Birel Art/TM/Vega	MSC -Langenfeld e.V. im ADA	29	61	24	--	22	--	15
29	563	Erich	Huber	DEU	TB Racing Team	DEU	KR/TM/Vega		24	59	18	19	--	--	22
30	455	Tim	Schott	DEU	TB Racing Team	DEU	KR/TM/Vega		30	56	21	17	--	18	--
31	416	Jayden	Gushiken	DEU	Maranello SRP Factory Team	DEU	Maranello/TM /Vega		13	52	--	21	20	11	--
32	424	Noah	Kaltenbach	DEU	Solgat Motorsport	DEU	Birel ART/TM /Vega		37	50	--	16	16	--	18
33	434	Marcel	Ernst	DEU	NB Motorsport	DEU	Lenzokart/TM/Vega		38	50	20	--	19	--	11
34	515	Edgaras	Kelmas	LTU	Paske Racing	LTU	Maranello/TM /Vega		33	49	17	15	--	17	--
35	412	Ajdin	Jatic	NLD	Falcon Racing Team	NLD	Falcon/TM/Vega		51	48	8	8	--	32	--
36	437	Felix	Wischnitzki	DEU	RMW Motorsport	DEU	Tony-Kart/TM/Vega	ADAC Mittelrhein e.V.	16	47	--	22	1	24	--
Not qualified for Final from position 37															
37	505	Luca	Colella	DEU	APEX Performance Racing Team	DEU	Maranello/TM/Vega		28	47	--	14	7	--	26
38	540	Ondrej	Duba	CZE	SPIRIT RACING s.r.o.	CZE	Birel ART/TM/Vega		34	47	--	2	17	--	28
39	534	Wout	Kurstjens	NLD	Maranello SRP Factory Team	DEU	Maranello/TM/Vega		23	45	11	--	4	--	30
40	513	Edoardo	Mormorelli	ITA	Maranello SRP Factory Team	DEU	Maranello/TM/Vega		39	44	10	10	--	--	24
41	444	Lars	Ossenbeck	DEU	ADAC Niedersachsen/ Sachsen-Anhalt e.	DEU	Maranello/TM/Vega		42	41	2	13	--	26	--
42	541	Jiri	Safranek	CZE	SKYLARKS KARTING TEAM	CZE	IPK/TM/Vega		43	41	--	7	12	22	--
43	425	Noah	Gounot	DEU	Solgat Motorsport	DEU	Birel ART/TM/Vega		46	40	--	11	9	20	--
44	410	Maurice	Schenck	DEU	APEX Performance	DEU	Maranello/TM/Vega		31	36	--	9	15	--	12
45	418	Noah	HöB	DEU	Solgat Motorsport	DEU	Birel ART/TM/Vega		35	36	14	--	6	16	--

Announcements: These results are provisional until the conclusion of any judicial and technical matters

Race Director Horst Seidel:



Timekeeping M. Riehmers:



Printed: 22.09.2024 11:35

Posted at: h



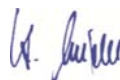
DKM Round 6
DSKC - KZ2
Wackersdorf II
Ranking after Heats

Pos. No.	Firstname	Lastname	Nat.		Nat.			Total							
			Dri	Entrant	Ent	Make	Sponsor	QP	PTS	B-C	A-C	A-B	SHA	SHB	
46	420	Nathalie	Kreitz	DEU VDB Kart Racing	DEU	Birel	ART/TM/Vega		45	36	12	12	--	12	--
47	533	Jannik	Remmert	DEU VDB Kart Racing	DEU	Birel	ART/TM/Vega		50	28	6	--	8	--	14
48	433	Alexander	Richter	DEU Team NKS	DEU	DR/Modena	Vega		41	27	3	--	14	--	10
49	422	Chris	Vandebroek	DEU VDB Kart Racing	DEU	Birel	ART/TM/Vega		48	27	4	6	--	--	17
50	522	Klaus	Parnet	DEU NEES RACING	DEU	Maranello	TM/Vega		52	25	--	5	5	15	--
51	542	Rick	Meeuwisz	NLD Albert Meeuwisz	NLD	Maranello	TM/Vega		40	24	--	1	10	13	--
52	406	Christian	Breiter	DEU ADAC Niedersachsen/ Sachsen-Anhalt e.	DEU	Maranello	TM/Vega		47	24	5	--	3	--	16
53	435	Jory	Molema	NLD CRG Holland	NLD	CRG	TM/Vega		49	20	--	4	2	14	--
54	529	Marcin	Wojcik	POL JSTR Jastrzebski Racing	POL	Birel	TM/Vega		54	17	1	3	--	--	13

Announcements:

----- These results are provisional until the conclusion of any judicial and technical matters -----

Race Director Horst Seidel:



Timekeeping M. Riehmers:



Printed: 22.09.2024 11:35

Posted at: h



DKM Round 6

Class: DSKC - KZ2

Date/Time: 22.09.2024 15:00

Track:

Heat:

Laps:

Wackersdorf II

Final

21 lap

Edition 1

Ajdin Jatic	412	Falcon/TM/Vega	18	Felix Wischlitzki	437	Tony-Kart/TM/Vega
	35				36	
Marcel Ernst	434	Lenzokart/TM/Vega	17	Edgaras Kelmas	515	Maranello/TM/Vega
	33				34	
Jayden Gushiken	416	Maranello/TM/Vega	16	Noah Kaltbach	424	Birel ART/TM/Vega
	31				32	
Erich Huber	563	KR/TM/Vega	15	Tim Schott	455	KR/TM/Vega
	29				30	
Anders Elkjaer	407	Maranello/TM/Vega	14	Rick Hartmann	468	Birel Art/TM/Vega
	27				28	
Christof Huibers	536	Falcon/TM/Vega	13	Sven Hayer	532	LGK/TM/Vega
	25				26	
Oskar Steinbach	512	Birel/TM/Vega	12	Daniel Tenback	538	CRG/TM/Vega
	23				24	
Maximilian Spirkl	485	KR/IAME/Vega	11	David Gorcica	488	Maranello/TM/Vega
	21				22	
Aleksi Jalava	506	Kali Kart/TM/Vega	10	Emils Akmens	537	Maranello/TM/Vega
	19				20	
Rouven Wilk	415	Mach1/TM/Vega	9	Erik Müller	452	Mach1/TM/Vega
	17				18	
Cedric Malk	436	Tony Kart/TM/Vega	8	Luca Walter	503	Sodi/TM/Vega
	15				16	
Jeffrey Fikse	514	Maranello/TM/Vega	7	Florian Breitenbach	408	Maranello/TM/Vega
	13				14	
Maximilian Schreyer	466	Maranello/TM/Vega	6	Lenn Nijs	546	KR/TM/Vega
	11				12	
Louis Binder	502	BRM/TM/Vega	5	Ken Algre	414	Maranello/TM/Vega
	9				10	
Karol Pasiewicz	523	KR/IAME/Vega	4	Emma Felbermayr	427	KR/TM/Vega
	7				8	
Emanuel Mai	417	Birel ART/TM/Vega	3	Jiri Becicka	539	IPK/TM/Vega
	5				6	
Simon Rechenmacher	431	KR/TM/Vega	2	Maximilian Schleimer	442	Maranello/TM/Vega
	3				4	
Claudia Henning	423	Birel ART/TM/Vega	1	Enzo Bol	440	KR/TM/Vega
	1				2	

Pole Position

Row

printed 22.09.2024 11:35



DSKC - KZ2

Final

Track length: 1.190 Km

Race Started: 15:04:54

Best Lap by: 442 - Maximilian Schleiter - 47.433

Rank	#	Driver	Nat	Sponsor Entrant	Nat	License E-License	Make	laps	T. Time Diff	Best Lap	Penalty	Points
1	440	Enzo Bol	NLD	SP Motorsport	NLD	ITE42526 IBL47253	KR/TM/Vega	21	16:46.655	47.442		50
2	423	Claudia Henning	DEU	Henning Claudia	DEU	ITE11645 IDC11645	Birel ART/TM/Vega	21	16:48.653 1.998	47.461		44
3	442	Maximilian Schleimer	DEU	ADAC Mittelrhein e.V. Maranello SRP Factory Team	DEU	ITE11572 KBF38275	Maranello/TM/Vega	21	16:48.928 2.273	47.433		39
4	431	Simon Rechenmacher	DEU	TB Racing Team	DEU	ITE38327 KBF38262	KR/TM/Vega	21	16:49.860 3.205	47.635		34
5	539	Jiri Becicka	CZE	IPK Factory Team	CZE	ITE24AS0136 IBL2400631	IPK/TM/Vega	21	16:50.509 3.854	47.640		0
6	427	Emma Felbermayr	AUT	TB Racing Team	DEU	ITEJK2003 KBF38262	KR/TM/Vega	21	16:52.551 5.896	47.603		30
7	417	Emanuel Mai	DEU	Solgat Motorsport	DEU	ITE16484 KBF42332	Birel ART/TM/Vega	21	16:55.397 8.742	47.820		26
8	546	Lenn Nijs	BEL	TB Racing Team	DEU	ITE913267 KBF38262	KR/TM/Vega	21	16:56.941 10.286	47.770		0
9	414	Ken Algre	EST	Maranello SRP Factory Team	DEU	ITE26407 KBF38275	Maranello/TM/Vega	21	16:57.425 10.770	47.813		22
10	514	Jeffrey Fikse	NLD	Jeffrey Fikse	DEU	ITE40615 IDC40615	Maranello/TM/Vega	21	16:58.822 12.167	47.768		0
11	466	Maximilian Schreyer	DEU	Maranello SRP Factory Team	DEU	ITE31254 BIC38275	Maranello/TM/Vega	21	16:59.139 12.484	47.796		18
12	523	Karol Pasiewicz	POL	Dörr Motorsport	DEU	ITE10000 BIF38420	KR/IAME/Vega	21	16:59.369 12.714	47.733	+ 5 sec	0
13	502	Louis Binder	DEU	BRM RACING FACTORY S.R.L.	ITA	ITE34543 IBL462163	BRM/TM/Vega	21	16:59.680 13.025	47.737		0
14	408	Florian Breitenbach	DEU	Maranello SRP Factory Team	DEU	ITE16880 KBF38275	Maranello/TM/Vega	21	17:00.148 13.493	47.734		14
15	503	Luca Walter	DEU	Luca Walter	DEU	NKA42403 IDC42403	Sodi/TM/Vega	21	17:00.802 14.147	47.871		0
16	436	Cedric Malk	CHE	Millennium Racing	DEU	ITE1350 KBF38042	Tony Kart/TM/Vega	21	17:01.307 14.652	47.955		10
17	538	Daniel Tenback	NLD	Daniel Tenback	NLD	ITE40105 IDC40105	CRG/TM/Vega	21	17:02.055 15.400	47.972		0
18	537	Emils Akmens	LVA	Maranello SRP Factory Team	DEU	ITE12864 KBF38275	Maranello/TM/Vega	21	17:03.216 16.561	47.916		0
19	468	Rick Hartmann	DEU	MSC -Langenfeld e.V. im ADAC VDB Kart Racing	NLD	ITD-C18598 KBF42053	Birel Art/TM/Vega	21	17:03.400 16.745	47.950		8
20	488	David Gorcica	CZE	FORZA RACING z.s.	CZE	ITE24AS0361 IBL24AT00331	Maranello/TM/Vega	21	17:03.600 16.945	47.784		6
21	515	Edgaras Kelmas	LTU	Paske Racing	LTU	ITE2024-ITE/003 IBL2024-KL/05	Maranello/TM/Vega	21	17:05.513 18.858	47.852		0
22	506	Aleksi Jalava	FIN	Kali Kart Finland	FIN	ITE34752874 IBL50125317	Kali Kart/TM/Vega	21	17:07.942 21.287	47.948	+ 5 sec	0
23	512	Oskar Steinbach	DEU	Kartshop Ampfing	DEU	ITE10217 KBF25142	Birel/TM/Vega	21	17:08.148 21.493	48.043		0
24	416	Jayden Gushiken	DEU	Maranello SRP Factory Team	DEU	NKA41655 KBF38275	Maranello/TM/Vega	21	17:10.121 23.466	47.993		4
25	407	Anders Elkjaer	DNK	Maranello SRP Factory Team	DEU	ITE902 KBF38275	Maranello/TM/Vega	21	17:12.291 25.636	48.189		2
26	536	Christof Huibers	BEL	Antwerp Karting Racing Team	BEL	t.b.a.901453 HandwerksmeisterB90029	Falcon/TM/Vega	21	17:12.349 25.694	48.284	+ 5 sec	0
27	485	Maximilian Spirkel	DEU	Dörr Motorsport	DEU	ITE33771 BIF38420	KR/IAME/Vega	21	17:12.538 25.883	48.142		1
28	437	Felix Wischlitzi	DEU	ADAC Mittelrhein e.V. RMW Motorsport	DEU	ITE15497 BIC39010	Tony-Kart/TM/Vega	21	17:14.579 27.924	48.086	+ 5 sec	0
29	412	Ajdin Jatic	NLD	Falcon Racing Team	NLD	ITE52317 12131007	Falcon/TM/Vega	21	17:16.246 29.591	48.159	+ 5 sec	0
30	532	Sven Hayer	DEU	LGK Racing Kart SRL	ITA	ITE11034 IBL298925	LGK/TM/Vega	21	17:16.360 29.705	48.242		0
31	455	Tim Schott	DEU	TB Racing Team	DEU	NKA16563 KBF38262	KR/TM/Vega	21	17:19.741 33.086	48.114	+ 5 sec	0
32	434	Marcel Ernst	DEU	NB Motorsport	DEU	NKA25485 38954	Lenzokart/TM/Vega	21	17:21.144 34.489	48.298	+ 5 sec	0
33	452	Erik Müller	DEU	Mach1 Motorsport	DEU	ITE17884 BIC20651	Mach1/TM/Vega	19	15:24.808 2 Laps	47.956		0
34	415	Rouven Wilk	DEU	Mach1 Motorsport	DEU	ITE35449 KBF39310	Mach1/TM/Vega	16	13:19.814 5 Laps	47.883		0
35	424	Noah Kaltenbach	DEU	Solgat Motorsport	DEU	ITE41550 KBF42332	Birel ART/TM/Vega	15	12:23.197 6 Laps	48.221		0
36	563	Erich Huber	DEU	TB Racing Team	DEU	NKA42037 KBF38262	KR/TM/Vega	15	12:29.097 6 Laps	48.030	+ 5 sec	0

Announcements

563,506,523 + 5 sec push

#536,455,437,434,412 + 5 sec front fairing

Timekeeper
M.Riehmers

Race Director
H.Seidel

Page 1/1

These results are provisional until the conclusion of any judicial and technical matters!

Printed: 22.09.2024 / 15:38



INT. ADAC Kartrennen Wackersdorf

DSKC - KZ2

Pro Kart Raceland Wackersdorf 1,190 Km

Final

22.09.2024 15:00

Race (21 Laps) started at 15:04:54

Lap	Time of Day	Lap Tm	Diff	S1 Tm	S2 Tm	S3 Tm
(440) Enzo Bol						
1	15:05:45.069	50.654	+3.212	19.395	16.247	15.012
2	15:06:33.788	48.719	+1.277	17.445	16.188	15.086
3	15:07:22.534	48.746	+1.304	17.597	16.180	14.969
4	15:08:10.911	48.377	+0.935	17.594	15.932	14.851
5	15:08:59.599	48.688	+1.246	17.567	16.282	14.839
6	15:09:47.257	47.658	+0.216	17.122	15.807	14.729
7	15:10:34.978	47.721	+0.279	17.128	15.854	14.739
8	15:11:22.615	47.637	+0.195	17.088	15.792	14.757
9	15:12:10.114	47.499	+0.057	17.009	15.769	14.721
10	15:12:57.726	47.612	+0.170	17.132	15.764	14.716
11	15:13:45.241	47.515	+0.073	17.059	15.695	14.761
12	15:14:32.849	47.608	+0.166	17.060	15.762	14.786
13	15:15:20.625	47.776	+0.334	17.330	15.740	14.706
14	15:16:08.067	47.442		17.063	15.677	14.702
15	15:16:55.520	47.453	+0.011	17.012	15.722	14.719
16	15:17:42.989	47.469	+0.027	17.048	15.721	14.700
17	15:18:30.506	47.517	+0.075	17.038	15.798	14.681
18	15:19:18.088	47.582	+0.140	17.059	15.783	14.740
19	15:20:05.676	47.588	+0.146	17.077	15.758	14.753
20	15:20:53.198	47.522	+0.080	17.094	15.749	14.679
21	15:21:41.070	47.872	+0.430	17.190	15.884	14.798

Lap	Time of Day	Lap Tm	Diff	S1 Tm	S2 Tm	S3 Tm
4	15:08:11.202	48.344	+0.709	17.439	16.098	14.807
5	15:08:59.996	48.794	+1.159	17.395	16.563	14.836
6	15:09:47.896	47.900	+0.265	17.242	15.929	14.729
7	15:10:35.627	47.731	+0.096	17.141	15.862	14.728
8	15:11:23.352	47.725	+0.090	17.114	15.867	14.744
9	15:12:11.021	47.669	+0.034	17.091	15.828	14.750
10	15:12:58.879	47.858	+0.223	17.253	15.853	14.752
11	15:13:46.578	47.699	+0.064	17.222	15.790	14.687
12	15:14:34.227	47.649	+0.014	17.135	15.821	14.693
13	15:15:21.918	47.691	+0.056	17.174	15.811	14.706
14	15:16:09.553	47.635		17.117	15.813	14.705
15	15:16:57.810	48.257	+0.622	17.628	15.927	14.702
16	15:17:45.487	47.677	+0.042	17.115	15.855	14.707
17	15:18:33.298	47.811	+0.176	17.195	15.913	14.703
18	15:19:20.989	47.691	+0.056	17.169	15.842	14.680
19	15:20:08.685	47.696	+0.061	17.142	15.840	14.714
20	15:20:56.480	47.795	+0.160	17.209	15.861	14.725
21	15:21:44.275	47.795	+0.160	17.216	15.870	14.709

Lap	Time of Day	Lap Tm	Diff	S1 Tm	S2 Tm	S3 Tm
(423) Claudia Henning						
1	15:05:45.561	51.018	+3.557	19.724	16.239	15.055
2	15:06:33.976	48.415	+0.954	17.376	16.105	14.934
3	15:07:22.300	48.324	+0.863	17.291	16.119	14.914
4	15:08:10.385	48.085	+0.624	17.241	15.936	14.908
5	15:08:59.160	48.775	+1.314	17.867	16.036	14.872
6	15:09:47.013	47.853	+0.392	17.146	15.868	14.839
7	15:10:34.725	47.712	+0.261	17.049	15.894	14.769
8	15:11:22.384	47.659	+0.198	17.092	15.777	14.790
9	15:12:09.845	47.461		16.956	15.761	14.744
10	15:12:57.416	47.571	+0.110	16.961	15.831	14.779
11	15:13:45.045	47.629	+0.168	17.004	15.790	14.835
12	15:14:32.790	47.745	+0.284	17.004	15.817	14.924
13	15:15:20.973	48.183	+0.722	17.609	15.828	14.746
14	15:16:08.561	47.588	+0.127	17.094	15.804	14.690
15	15:16:56.202	47.641	+0.180	17.008	15.929	14.704
16	15:17:44.134	47.932	+0.471	17.439	15.777	14.716
17	15:18:31.829	47.695	+0.234	17.076	15.847	14.772
18	15:19:19.565	47.736	+0.275	17.149	15.824	14.763
19	15:20:07.298	47.733	+0.272	17.105	15.887	14.741
20	15:20:55.031	47.733	+0.272	17.139	15.823	14.771
21	15:21:43.068	48.037	+0.576	17.200	15.905	14.932

Lap	Time of Day	Lap Tm	Diff	S1 Tm	S2 Tm	S3 Tm
(539) Jiri Becicka						
1	15:05:46.653	51.588	+3.943	20.167	16.284	15.132
2	15:06:35.016	48.363	+0.723	17.352	16.068	14.943
3	15:07:23.660	48.644	+1.004	17.644	16.161	14.839
4	15:08:11.680	48.020	+0.380	17.132	16.023	14.865
5	15:09:00.474	48.794	+1.154	17.231	16.582	14.981
6	15:09:48.687	48.213	+0.573	17.231	16.142	14.840
7	15:10:36.924	48.237	+0.597	17.068	16.299	14.870
8	15:11:24.767	47.843	+0.203	17.068	15.922	14.853
9	15:12:12.476	47.709	+0.069	17.072	15.888	14.749
10	15:13:00.165	47.689	+0.049	17.095	15.839	14.755
11	15:13:47.805	47.640		17.076	15.819	14.745
12	15:14:35.471	47.666	+0.026	17.033	15.853	14.780
13	15:15:23.119	47.648	+0.008	17.111	15.827	14.710
14	15:16:10.786	47.667	+0.027	17.108	15.824	14.735
15	15:16:58.591	47.805	+0.165	17.128	15.907	14.770
16	15:17:46.236	47.645	+0.005	17.090	15.845	14.710
17	15:18:33.957	47.721	+0.081	17.084	15.908	14.729
18	15:19:21.712	47.755	+0.115	17.119	15.954	14.682
19	15:20:09.403	47.691	+0.051	17.094	15.907	14.690
20	15:20:57.164	47.761	+0.121	17.140	15.869	14.752
21	15:21:44.924	47.760	+0.120	17.122	15.910	14.728

Lap	Time of Day	Lap Tm	Diff	S1 Tm	S2 Tm	S3 Tm
(442) Maximilian Schleimer						
1	15:05:45.715	50.964	+3.531	19.731	16.253	14.980
2	15:06:34.227	48.512	+1.079	17.461	16.092	14.959
3	15:07:22.630	48.403	+0.970	17.362	16.197	14.844
4	15:08:10.569	47.939	+0.506	17.253	15.911	14.775
5	15:09:00.242	49.673	+2.240	17.836	16.966	14.871
6	15:09:48.915	48.673	+1.240	17.409	16.456	14.808
7	15:10:36.512	47.597	+0.164	17.102	15.820	14.675
8	15:11:24.103	47.591	+0.158	17.064	15.837	14.690
9	15:12:11.694	47.591	+0.158	17.011	15.881	14.699
10	15:12:59.177	47.483	+0.050	17.018	15.763	14.702
11	15:13:46.884	47.707	+0.274	17.113	15.896	14.698
12	15:14:34.601	47.717	+0.284	17.130	15.878	14.709
13	15:15:22.240	47.639	+0.206	17.040	15.891	14.708
14	15:16:09.838	47.598	+0.165	17.094	15.834	14.670
15	15:16:57.549	47.711	+0.278	17.197	15.841	14.673
16	15:17:44.982	47.433		17.048	15.759	14.626
17	15:18:32.451	47.469	+0.036	16.978	15.809	14.682
18	15:19:19.980	47.529	+0.096	17.079	15.786	14.664
19	15:20:07.568	47.588	+0.155	17.092	15.826	14.670
20	15:20:55.340	47.772	+0.339	17.103	15.978	14.691
21	15:21:43.343	48.003	+0.570	17.126	15.938	14.939

Lap	Time of Day	Lap Tm	Diff	S1 Tm	S2 Tm	S3 Tm
(427) Emma Felbermayr						
1	15:05:46.949	51.646	+4.043	20.195	16.455	14.996
2	15:06:35.297	48.348	+0.745	17.306	16.178	14.864
3	15:07:24.292	48.995	+1.392	17.541	16.244	15.210
4	15:08:14.202	49.910	+2.307	17.199	17.560	15.151
5	15:09:02.258	48.056	+0.453	17.235	16.078	14.743
6	15:09:50.310	48.052	+0.449	17.302	16.004	14.746
7	15:10:38.113	47.803	+0.200	17.101	15.968	14.734
8	15:11:26.861	47.748	+0.145	17.052	15.951	14.745
9	15:12:13.950	48.089	+0.486	17.319	16.063	14.707
10	15:13:01.651	47.701	+0.098	17.062	15.888	14.751
11	15:13:49.254	47.503		17.108	15.825	14.670
12	15:14:37.091	47.837	+0.234	17.145	15.906	14.786
13	15:15:24.827	47.736	+0.133	17.154	15.888	14.694
14	15:16:12.538	47.711	+0.108	17.119	15.897	14.695
15	15:17:00.277	47.739	+0.136	17.075	15.943	14.721
16	15:17:47.926	47.649	+0.046	17.070	15.913	14.666
17	15:18:35.775	47.849	+0.246	17.185	15.992	14.672
18	15:19:23.511	47.736	+0.133	17.140	15.893	14.703
19	15:20:11.276	47.765	+0.162	17.193	15.862	14.710
20	15:20:59.151	47.875	+0.272	17.211	15.887	14.777
21	15:21:46.966	47.815	+0.212	17.201	15.934	14.680

Lap	Time of Day	Lap Tm	Diff	S1 Tm	S2 Tm	S3 Tm
(431) Simon Rechenmacher						

INT. ADAC Kartrennen Wackersdorf

DSKC – KZ2

Pro Kart Raceland Wackersdorf 1,190 Km


Final

22.09.2024 15:00

Race (21 Laps) started at 15:04:54

Lap	Time of Day	Lap Tm	Diff	S1 Tm	S2 Tm	S3 Tm	Lap	Time of Day	Lap Tm	Diff	S1 Tm	S2 Tm	S3 Tm
9	15:12:14.669	49.002	+1.182	17.705	16.087	15.210	14	15:16:16.290	47.855	+0.087	17.209	15.914	14.732
10	15:13:02.842	48.173	+0.353	17.303	15.993	14.877	15	15:17:04.152	47.862	+0.094	17.231	15.910	14.721
11	15:13:50.816	47.974	+0.154	17.142	15.986	14.846	16	15:17:52.626	48.474	+0.706	17.205	16.024	15.245
12	15:14:38.759	47.943	+0.123	17.169	15.914	14.860	17	15:18:41.315	48.689	+0.921	17.928	15.958	14.803
13	15:15:26.745	47.986	+0.166	17.102	15.872	15.012	18	15:19:29.083	47.768		17.148	15.907	14.713
14	15:16:14.784	48.039	+0.219	17.320	15.869	14.850	19	15:20:17.006	47.923	+0.155	17.182	16.016	14.725
15	15:17:02.622	47.898	+0.018	17.146	15.872	14.820	20	15:21:04.939	47.933	+0.165	17.206	15.963	14.764
16	15:17:50.448	47.826	+0.006	17.204	15.817	14.805	21	15:21:53.237	48.298	+0.530	17.298	15.984	15.016
17	15:18:38.268	47.820		17.144	15.886	14.790							
18	15:19:26.138	47.870	+0.050	17.146	15.928	14.796							
19	15:20:14.009	47.871	+0.051	17.202	15.866	14.803							
20	15:21:01.923	47.914	+0.094	17.221	15.883	14.810							
21	15:21:49.812	47.889	+0.069	17.184	15.862	14.843							
[546] Lenn Nijs							[466] Maximilian Schreyer						
1	15:05:48.985	53.021	+5.251	20.220	17.344	15.457	1	15:05:48.047	52.349	+4.553	20.095	17.136	15.118
2	15:06:37.788	48.803	+1.033	17.693	16.188	14.922	2	15:06:36.606	48.559	+0.763	17.337	16.181	15.041
3	15:07:25.885	48.097	+0.327	17.222	16.046	14.829	3	15:07:25.143	48.537	+0.741	17.193	16.086	15.258
4	15:08:14.884	48.999	+1.229	17.286	16.342	15.371	4	15:08:14.398	49.255	+1.459	17.429	16.594	15.232
5	15:09:03.268	48.384	+0.614	17.570	15.955	14.859	5	15:09:02.591	48.193	+0.397	17.195	16.133	14.865
6	15:09:51.218	47.950	+0.180	17.084	15.929	14.937	6	15:09:51.261	48.670	+0.874	17.250	16.297	15.123
7	15:10:39.505	48.287	+0.517	17.505	15.999	14.783	7	15:10:39.836	48.575	+0.779	17.713	15.998	14.864
8	15:11:27.332	47.827	+0.057	17.072	15.930	14.825	8	15:11:27.801	47.965	+0.169	17.124	16.042	14.799
9	15:12:15.438	48.106	+0.336	17.291	16.017	14.798	9	15:12:15.659	47.858	+0.062	17.113	15.914	14.831
10	15:13:03.461	48.023	+0.253	17.310	15.979	14.734	10	15:13:04.209	48.550	+0.754	17.299	16.194	15.057
11	15:13:51.318	47.857	+0.087	17.153	15.922	14.782	11	15:13:52.266	48.057	+0.261	17.328	15.929	14.800
12	15:14:39.134	47.816	+0.046	17.157	15.914	14.745	12	15:14:40.156	47.890	+0.094	17.118	15.930	14.842
13	15:15:27.014	47.880	+0.110	17.207	15.886	14.787	13	15:15:28.050	47.894	+0.098	17.157	15.907	14.830
14	15:16:15.436	48.422	+0.652	17.616	15.948	14.858	14	15:16:15.846	47.796		17.080	15.941	14.775
15	15:17:03.277	47.841	+0.071	17.086	15.947	14.808	15	15:17:03.824	47.978	+0.182	17.271	15.935	14.772
16	15:17:51.788	48.511	+0.741	17.291	16.115	15.105	16	15:17:52.604	48.780	+0.984	17.328	16.063	15.389
17	15:18:39.826	48.038	+0.268	17.271	15.995	14.772	17	15:18:40.775	48.171	+0.375	17.461	15.967	14.743
18	15:19:27.596	47.770		17.121	15.893	14.756	18	15:19:28.646	47.871	+0.075	17.189	15.891	14.791
19	15:20:15.483	47.887	+0.117	17.225	15.854	14.808	19	15:20:16.558	47.912	+0.116	17.100	16.052	14.760
20	15:21:03.471	47.988	+0.218	17.176	15.995	14.817	20	15:21:04.489	47.931	+0.135	17.165	15.986	14.780
21	15:21:51.356	47.885	+0.115	17.165	15.952	14.768	21	15:21:53.554	49.065	+1.269	17.425	16.104	15.536
[414] Ken Algre							[523] Karol Pasiewicz						
1	15:05:48.585	53.038	+5.225	20.171	17.555	15.312	1	15:05:48.281	53.014	+5.281	20.660	17.183	15.171
2	15:06:37.000	48.415	+0.602	17.338	16.172	14.905	2	15:06:36.782	48.501	+0.768	17.409	16.146	14.946
3	15:07:25.311	48.311	+0.498	17.278	16.065	14.968	3	15:07:25.014	48.232	+0.499	17.270	16.002	14.960
4	15:08:14.548	49.237	+1.424	17.358	16.644	15.235	4	15:08:13.552	48.538	+0.805	17.389	16.297	14.852
5	15:09:02.774	48.226	+0.413	17.223	16.093	14.910	5	15:09:01.455	47.903	+0.170	17.147	15.931	14.825
6	15:09:50.726	47.952	+0.139	17.189	15.943	14.820	6	15:09:49.587	48.132	+0.399	17.162	15.964	15.006
7	15:10:38.594	47.868	+0.055	17.093	15.963	14.812	7	15:10:37.320	47.733		17.128	15.820	14.785
8	15:11:26.407	47.813		17.111	15.944	14.758	8	15:11:25.316	47.996	+0.263	17.209	15.961	14.826
9	15:12:14.588	48.181	+0.368	17.149	16.012	15.020	9	15:12:13.142	47.826	+0.093	17.158	15.873	14.795
10	15:13:03.064	48.476	+0.663	17.503	16.041	14.932	10	15:13:01.083	47.941	+0.208	17.245	15.884	14.812
11	15:13:50.998	47.934	+0.121	17.192	15.906	14.836	11	15:13:48.974	47.891	+0.158	17.126	15.912	14.853
12	15:14:38.884	47.886	+0.073	17.181	15.915	14.790	12	15:14:37.261	48.287	+0.554	17.147	15.955	15.185
13	15:15:26.886	48.002	+0.189	17.157	15.981	14.864	13	15:15:25.261	48.000	+0.267	17.262	15.904	14.834
14	15:16:15.597	48.711	+0.898	18.040	15.903	14.768	14	15:16:13.185	47.924	+0.191	17.215	15.877	14.832
15	15:17:03.584	47.987	+0.174	17.255	15.961	14.771	15	15:17:01.112	47.927	+0.194	17.171	15.926	14.830
16	15:17:52.016	48.432	+0.619	17.183	16.052	15.197	16	15:17:48.994	47.882	+0.149	17.195	15.873	14.814
17	15:18:40.050	48.034	+0.221	17.240	15.976	14.818	17	15:18:36.991	47.997	+0.264	17.194	15.954	14.849
18	15:19:28.079	48.029	+0.216	17.244	15.945	14.840	18	15:19:25.038	48.047	+0.314	17.269	15.982	14.796
19	15:20:15.997	47.918	+0.105	17.209	15.970	14.739	19	15:20:12.898	47.860	+0.127	17.172	15.893	14.795
20	15:21:03.833	47.836	+0.023	17.231	15.875	14.730	20	15:21:00.735	47.837	+0.104	17.151	15.878	14.808
21	15:21:51.840	48.007	+0.194	17.177	15.993	14.837	21	15:21:48.784	48.049	+0.316	17.242	15.948	14.859
[514] Jeffrey Fikse							[502] Louis Binder						
1	15:05:49.764	53.602	+5.834	20.736	17.537	15.329	1	15:05:48.847	53.249	+5.512	20.451	17.361	15.437
2	15:06:38.982	49.218	+1.450	17.957	16.185	15.076	2	15:06:37.407	48.560	+0.823	17.422	16.158	14.980
3	15:07:27.227	48.245	+0.477	17.307	15.987	14.951	3	15:07:25.514	48.107	+0.370	17.304	15.947	14.856
4	15:08:15.306	48.079	+0.311	17.192	15.963	14.924	4	15:08:14.855	49.341	+1.604	17.285	16.598	15.458
5	15:09:04.265	48.959	+1.191	17.877	16.257	14.825	5	15:09:04.034	49.179	+1.442	18.218	16.069	14.892
6	15:09:52.196	47.931	+0.163	17.388	15.882	14.811	6	15:09:51.853	47.819	+0.082	17.112	15.873	14.834
7	15:10:40.417	48.221	+0.453	17.437	15.906	14.878	7	15:10:40.171	48.318	+0.581	17.541	15.890	14.887
8	15:11:28.660	48.243	+0.475	17.295	15.927	15.021	8	15:11:28.227	48.056	+0.319	17.241	15.911	14.904
9	15:12:16.454	47.794	+0.026	17.180	15.866	14.748	9	15:12:15.964	47.737		17.086	15.835	14.816
10	15:13:04.445	47.991	+0.223	17.152	15.903	14.936	10	15:13:04.160	48.196	+0.459	17.150	15.915	15.131
11	15:13:52.716	48.271	+0.503	17.512	15.962	14.797	11	15:13:52.530	48.370	+0.633	17.495	16.025	14.850
12	15:14:40.652	47.936	+0.168	17.202	15.945	14.789	12	15:14:40.897	48.367	+0.630	17.570	15.992	14.805
13	15:15:28.435	47.783	+0.015	17.112	15.918	14.753	13	15:15:28.843	47.946	+0.209	17.299	15.840	14.807
							14	15:16:16.660	47.817	+0.080	17.116	15.871	14.830
							15	15:17:04.501	47.841	+0.104	17.163	15.872	14.806
							16	15:17:52.931	48.430	+0.693	17.057	15.913	15.460
							17	15:18:41.825	48.894	+1.157	18.176	15.906	14.812
							18	15:19:29.900	48.075	+0.338	17.154	15.898	15.023

Orbits



INT. ADAC Kartrennen Wackersdorf

DSKC – KZ2

Pro Kart Raceland Wackersdorf 1,190 Km

Final

22.09.2024 15:00

Race (21 Laps) started at 15:04:54

Lap	Time of Day	Lap Tm	Diff	S1 Tm	S2 Tm	S3 Tm
19	15:20:18.287	48.387	+0.650	17.397	15.970	15.020
20	15:21:06.152	47.865	+0.128	17.191	15.832	14.842
21	15:21:54.095	47.943	+0.206	17.084	15.955	14.904

Lap	Time of Day	Lap Tm	Diff	S1 Tm	S2 Tm	S3 Tm
1	15:05:51.256	54.444	+6.472	20.658	17.823	15.963
2	15:06:40.457	49.201	+1.229	17.888	16.299	15.014
3	15:07:28.934	48.477	+0.505	17.419	16.092	14.966
4	15:08:17.324	48.390	+0.418	17.315	16.153	14.922
5	15:09:05.937	48.613	+0.641	17.672	16.053	14.888
6	15:09:54.443	48.506	+0.534	17.482	16.058	14.966
7	15:10:42.415	47.972	17.180	17.215	15.924	14.868
8	15:11:30.436	48.021	+0.049	17.215	15.938	14.868
9	15:12:18.660	48.224	+0.252	17.227	16.061	14.936
10	15:13:06.880	48.220	+0.248	17.319	15.979	14.922
11	15:13:54.958	48.078	+0.106	17.293	15.905	14.880
12	15:14:43.062	48.104	+0.132	17.254	16.000	14.850
13	15:15:31.090	48.028	+0.056	17.215	15.927	14.886
14	15:16:19.243	48.153	+0.181	17.241	16.062	14.850
15	15:17:07.325	48.082	+0.110	17.233	16.006	14.843
16	15:17:55.384	48.059	+0.087	17.303	15.954	14.802
17	15:18:43.496	48.112	+0.140	17.297	15.972	14.843
18	15:19:31.637	48.141	+0.169	17.261	16.081	14.799
19	15:20:19.829	48.192	+0.220	17.277	16.041	14.874
20	15:21:08.287	48.458	+0.486	17.294	16.115	15.049
21	15:21:56.470	48.183	+0.211	17.322	16.007	14.854

(408) Florian Breitenbach

1	15:05:49.089	53.279	+5.545	20.577	17.306	15.396
2	15:06:38.158	49.069	+1.335	17.790	16.245	15.034
3	15:07:26.319	48.161	+0.427	17.242	16.093	14.826
4	15:08:14.943	48.624	+0.890	17.152	16.259	15.213
5	15:09:03.629	48.686	+0.952	17.922	15.942	14.822
6	15:09:51.568	47.939	+0.205	17.151	15.943	14.845
7	15:10:39.925	48.357	+0.623	17.618	15.973	14.766
8	15:11:28.714	48.789	+1.055	17.339	16.208	15.242
9	15:12:16.894	48.180	+0.446	17.501	15.888	14.791
10	15:13:04.628	47.734	17.117	15.859	14.758	14.758
11	15:13:53.043	48.415	+0.681	17.860	15.818	14.737
12	15:14:41.077	48.034	+0.300	17.136	16.102	14.796
13	15:15:29.002	47.925	+0.191	17.223	15.951	14.751
14	15:16:17.001	47.999	+0.265	17.244	16.019	14.736
15	15:17:04.822	47.821	+0.087	17.143	15.922	14.756
16	15:17:52.747	47.925	+0.191	17.146	15.825	14.954
17	15:18:41.588	48.841	+1.107	18.164	15.878	14.799
18	15:19:29.780	48.192	+0.458	17.218	15.993	14.981
19	15:20:18.415	48.635	+0.901	17.383	16.025	15.227
20	15:21:06.659	48.244	+0.510	17.647	15.904	14.693
21	15:21:54.563	47.904	+0.170	17.210	15.915	14.779

(537) Emils Akmens

1	15:05:50.971	54.358	+6.442	21.039	17.274	16.046
2	15:06:40.187	49.216	+1.300	17.937	16.298	14.981
3	15:07:28.650	48.463	+0.547	17.357	16.163	14.943
4	15:08:17.106	48.456	+0.540	17.366	16.187	14.903
5	15:09:05.734	48.628	+0.712	17.391	16.184	15.053
6	15:09:54.589	48.855	+0.939	17.462	16.453	14.940
7	15:10:42.725	48.136	+0.220	17.311	15.998	14.827
8	15:11:31.255	48.530	+0.614	17.557	16.094	14.879
9	15:12:19.289	48.034	+0.118	17.265	15.977	14.792
10	15:13:07.247	47.958	+0.042	17.150	15.985	14.823
11	15:13:55.163	47.916	17.130	16.005	14.781	14.781
12	15:14:43.299	48.136	+0.220	17.232	16.054	14.850
13	15:15:31.506	48.207	+0.291	17.201	16.099	14.907
14	15:16:19.694	48.188	+0.272	17.327	16.054	14.807
15	15:17:07.784	48.090	+0.174	17.263	16.018	14.809
16	15:17:55.754	47.970	+0.054	17.201	15.988	14.781
17	15:18:43.899	48.145	+0.229	17.369	15.979	14.797
18	15:19:32.099	48.200	+0.284	17.380	16.006	14.814
19	15:20:20.219	48.120	+0.204	17.251	16.043	14.826
20	15:21:08.867	48.648	+0.732	17.415	16.055	15.178
21	15:21:57.631	48.764	+0.848	17.777	16.053	14.934

(503) Luca Walter

1	15:05:49.368	53.062	+5.191	20.334	17.215	15.513
2	15:06:38.419	49.051	+1.180	17.936	16.127	14.988
3	15:07:26.755	48.336	+0.465	17.314	16.049	14.973
4	15:08:15.475	48.720	+0.849	17.261	15.987	15.472
5	15:09:04.657	49.182	+1.311	17.985	16.173	15.024
6	15:09:52.733	48.076	+0.205	17.321	15.940	14.815
7	15:10:40.684	47.951	+0.080	17.240	15.872	14.839
8	15:11:28.856	48.172	+0.301	17.280	15.888	15.004
9	15:12:17.369	48.513	+0.642	17.836	15.854	14.823
10	15:13:05.245	47.876	+0.005	17.109	15.928	14.839
11	15:13:53.511	48.266	+0.395	17.463	15.940	14.863
12	15:14:41.540	48.029	+0.158	17.205	16.018	14.806
13	15:15:29.492	47.952	+0.081	17.131	15.972	14.849
14	15:16:17.363	47.871	+0.078	17.185	15.887	14.799
15	15:17:05.254	47.891	+0.020	17.206	15.858	14.827
16	15:17:53.176	47.922	+0.051	17.250	15.863	14.809
17	15:18:42.238	49.062	+1.191	18.188	15.978	14.896
18	15:19:30.128	47.890	+0.019	17.183	15.863	14.844
19	15:20:18.452	48.324	+0.453	17.445	16.006	14.873
20	15:21:07.207	48.755	+0.884	17.939	15.990	14.826
21	15:21:55.217	48.010	+0.139	17.306	15.855	14.849

(468) Rick Hartmann

1	15:05:52.053	54.901	+6.951	21.169	17.675	16.057
2	15:06:41.396	49.343	+1.393	17.921	16.360	15.062
3	15:07:30.367	48.971	+1.021	17.801	16.236	14.934
4	15:08:18.860	48.493	+0.543	17.405	16.025	15.063
5	15:09:07.045	48.185	+0.235	17.284	16.033	14.868
6	15:09:55.048	48.003	+0.053	17.172	15.974	14.857
7	15:10:43.047	47.999	+0.049	17.255	15.880	14.864
8	15:11:31.496	48.449	+0.499	17.291	16.306	14.852
9	15:12:19.544	48.048	+0.098	17.226	15.953	14.869
10	15:13:07.502	47.958	+0.008	17.181	15.923	14.854
11	15:13:55.500	47.998	+0.048	17.240	15.965	14.793
12	15:14:43.450	47.950	17.155	15.944	14.851	14.851
13	15:15:31.693	48.243	+0.293	17.296	15.983	14.964
14	15:16:19.918	48.225	+0.275	17.406	15.971	14.848
15	15:17:08.188	48.270	+0.320	17.301	16.025	14.944
16	15:17:56.494	48.306	+0.356	17.183	16.230	14.893
17	15:18:44.663	48.169	+0.219	17.348	16.002	14.819
18	15:19:32.630	47.967	+0.017	17.187	15.967	14.813
19	15:20:20.662	48.032	+0.082	17.300	15.912	14.820
20	15:21:09.018	48.356	+0.406	17.383	15.969	15.004
21	15:21:57.815	48.797	+0.847	17.839	16.043	14.915

(436) Cedric Malk

1	15:05:49.528	53.272	+5.317	20.525	17.286	15.461
2	15:06:38.830	49.302	+1.347	17.965	16.220	15.117
3	15:07:27.615	48.785	+0.830	17.720	16.027	15.038
4	15:08:15.915	48.300	+0.345	17.321	16.023	14.956
5	15:09:05.467	49.552	+1.597	17.863	16.380	15.309
6	15:09:53.679	48.212	+0.257	17.281	15.927	15.004
7	15:10:41.660	47.981	+0.026	17.188	15.921	14.872
8	15:11:29.721	48.061	+0.106	17.141	15.951	14.969
9	15:12:18.054	48.333	+0.378	17.437	15.962	14.934
10	15:13:06.256	48.202	+0.247	17.367	15.951	14.884
11	15:13:54.211	47.955	+0.009	17.201	15.912	14.842
12	15:14:42.202	47.991	+0.036	17.183	15.975	14.833
13	15:15:30.177	47.975	+0.020	17.144	15.945	14.886
14	15:16:18.245	48.068	+0.113	17.202	15.984	14.882
15	15:17:06.246	48.001	+0.046	17.150	15.970	14.881
16	15:17:54.291	48.045	+0.090	17.250	15.937	14.858
17	15:18:42.717	48.426	+0.471	17.578	15.955	14.893
18	15:19:30.759	48.042	+0.087	17.259	15.953	14.830
19	15:20:18.836	48.077	+0.122	17.220	15.974	14.883
20	15:21:07.582	48.746	+0.791	17.714	16.065	14.967
21	15:21:55.722	48.140	+0.185	17.367	15.925	14.848

INT. ADAC Kartrennen Wackersdorf

DSKC - KZ2

Pro Kart RaceLand Wackersdorf 1,190 Km

Final

22.09.2024 15:00

Race (21 Laps) started at 15:04:54

Lap	Time of Day	Lap Tm	Diff	S1 Tm	S2 Tm	S3 Tm
6	15:09:56.786	48.229	+0.445	17.279	15.943	15.007
7	15:10:44.701	47.915	+0.131	17.199	15.828	14.888
8	15:11:32.485	47.784		17.104	15.791	14.889
9	15:12:20.419	47.934	+0.150	17.190	15.847	14.897
10	15:13:08.631	48.212	+0.428	17.241	16.012	14.959
11	15:13:56.581	47.950	+0.166	17.143	15.913	14.894
12	15:14:44.400	47.819	+0.035	17.190	15.845	14.881
13	15:15:32.327	47.927	+0.143	17.174	15.872	14.881
14	15:16:20.196	47.869	+0.085	17.192	15.839	14.838
15	15:17:08.363	48.167	+0.383	17.172	16.158	14.837
16	15:17:56.342	47.979	+0.195	17.163	15.962	14.854
17	15:18:44.361	48.019	+0.235	17.253	15.857	14.909
18	15:19:32.389	48.028	+0.244	17.229	15.922	14.877
19	15:20:20.497	48.108	+0.324	17.312	15.891	14.905
20	15:21:09.158	48.661	+0.877	17.763	15.991	14.907
21	15:21:58.015	48.857	+1.073	17.948	15.959	14.950

Lap	Time of Day	Lap Tm	Diff	S1 Tm	S2 Tm	S3 Tm
11	15:14:00.757	48.185	+0.142	17.301	15.988	14.896
12	15:14:48.995	48.238	+0.195	17.287	16.029	14.922
13	15:15:37.397	48.402	+0.359	17.398	16.086	14.918
14	15:16:25.529	48.132	+0.089	17.222	15.985	14.925
15	15:17:13.622	48.093	+0.050	17.221	15.993	14.879
16	15:18:01.665	48.043		17.216	15.967	14.860
17	15:18:49.721	48.056	+0.013	17.215	15.976	14.865
18	15:19:38.091	48.370	+0.327	17.368	16.078	14.924
19	15:20:26.289	48.198	+0.155	17.342	15.987	14.869
20	15:21:14.360	48.071	+0.028	17.241	16.004	14.826
21	15:22:02.563	48.203	+0.160	17.368	15.964	14.871

(416) Jayden Gushkin

1	15:05:52.746	55.096	+7.103	20.952	18.288	15.856
2	15:06:43.229	50.483	+2.490	18.048	16.617	15.818
3	15:07:32.703	49.474	+1.481	17.600	16.260	15.614
4	15:08:21.654	48.951	+0.958	17.791	16.177	14.983
5	15:09:10.262	48.608	+0.615	17.426	16.051	15.131
6	15:09:58.456	48.194	+0.201	17.378	16.020	14.796
7	15:10:46.449	47.993		17.181	15.900	14.912
8	15:11:34.456	48.007	+0.014	17.227	15.927	14.853
9	15:12:23.968	49.512	+1.519	17.367	16.265	15.880
10	15:13:13.098	49.130	+1.137	17.807	16.130	15.193
11	15:14:01.226	48.128	+0.135	17.270	15.968	14.890
12	15:14:49.508	48.282	+0.289	17.250	16.133	14.899
13	15:15:37.895	48.387	+0.394	17.472	16.008	14.907
14	15:16:26.017	48.122	+0.129	17.142	16.088	14.892
15	15:17:14.753	48.736	+0.743	17.553	16.047	15.136
16	15:18:02.841	48.088	+0.095	17.224	15.960	14.904
17	15:18:51.585	48.744	+0.751	17.717	16.180	14.847
18	15:19:39.770	48.185	+0.192	17.295	15.985	14.905
19	15:20:27.897	48.127	+0.134	17.188	16.084	14.855
20	15:21:16.234	48.337	+0.344	17.345	16.068	14.924
21	15:22:04.536	48.302	+0.309	17.397	16.000	14.905

(407) Anders Elkjaer

1	15:05:53.623	55.434	+8.245	21.306	18.122	17.006
2	15:06:43.677	50.054	+1.865	18.341	16.392	15.321
3	15:07:33.331	49.654	+1.465	18.237	16.316	15.101
4	15:08:22.394	49.063	+0.874	17.783	16.244	15.036
5	15:09:11.096	48.702	+0.513	17.536	16.189	14.977
6	15:09:59.863	48.767	+0.578	17.352	16.186	15.229
7	15:10:48.201	48.338	+0.149	17.274	16.106	14.958
8	15:11:36.907	48.706	+0.517	17.326	16.111	15.269
9	15:12:25.340	48.433	+0.244	17.331	16.086	15.016
10	15:13:13.598	48.258	+0.069	17.211	16.057	14.990
11	15:14:02.200	48.602	+0.413	17.650	16.057	14.895
12	15:14:50.400	48.200	+0.011	17.224	16.042	14.934
13	15:15:38.589	48.189		17.240	16.053	14.896
14	15:16:26.932	48.343	+0.154	17.335	16.080	14.928
15	15:17:15.349	48.417	+0.228	17.329	16.110	14.978
16	15:18:03.724	48.375	+0.186	17.344	16.047	14.984
17	15:18:52.110	48.386	+0.197	17.256	16.095	15.035
18	15:19:40.405	48.295	+0.106	17.292	16.040	14.963
19	15:20:28.826	48.421	+0.232	17.301	16.157	14.963
20	15:21:18.058	49.232	+1.043	17.698	16.225	15.309
21	15:22:06.706	48.648	+0.459	17.425	16.150	15.073

(536) Christof Huibers

1	15:05:51.783	54.821	+6.537	21.137	17.618	16.066
2	15:06:41.033	49.250	+0.966	17.740	16.257	15.253
3	15:07:29.693	48.660	+0.376	17.424	16.132	15.104
4	15:08:18.121	48.428	+0.144	17.322	16.147	14.959
5	15:09:06.505	48.384	+0.100	17.308	16.163	14.913
6	15:09:54.909	48.404	+0.120	17.364	16.101	14.939
7	15:10:43.454	48.545	+0.261	17.528	16.056	14.961
8	15:11:31.919	48.465	+0.181	17.218	16.305	14.942
9	15:12:20.213	48.294	+0.010	17.348	15.995	14.951
10	15:13:08.841	48.628	+0.344	17.244	16.072	15.312
11	15:13:57.235	48.394	+0.110	17.308	16.093	14.993
12	15:14:45.554	48.319	+0.035	17.324	16.116	14.879
13	15:15:33.990	48.436	+0.152	17.320	16.165	14.951
14	15:16:22.393	48.403	+0.119	17.285	16.134	14.984
15	15:17:10.740	48.347	+0.063	17.297	16.094	14.956

(515) Edgaras Kelmas

1	15:05:53.029	55.253	+7.401	21.274	18.301	15.678
2	15:06:43.142	50.113	+2.261	18.315	16.453	15.345
3	15:07:32.624	49.482	+1.630	17.944	16.299	15.239
4	15:08:21.461	48.837	+0.985	17.602	16.147	15.088
5	15:09:09.723	48.262	+0.410	17.356	16.040	14.866
6	15:09:57.904	48.181	+0.329	17.170	16.055	14.956
7	15:10:46.135	48.231	+0.379	17.309	16.001	14.921
8	15:11:34.288	48.153	+0.301	17.217	16.030	14.906
9	15:12:22.558	48.270	+0.418	17.308	16.083	14.879
10	15:13:10.712	48.154	+0.302	17.272	16.033	14.849
11	15:13:58.875	48.163	+0.311	17.235	16.022	14.906
12	15:14:46.879	48.004	+0.152	17.230	15.920	14.854
13	15:15:35.022	48.143	+0.291	17.245	16.016	14.882
14	15:16:22.874	47.852		17.098	15.881	14.873
15	15:17:11.000	48.126	+0.274	17.220	16.015	14.891
16	15:17:59.173	48.173	+0.321	17.229	16.157	14.787
17	15:18:47.337	48.164	+0.312	17.207	16.041	14.916
18	15:19:35.467	48.130	+0.278	17.231	15.915	14.984
19	15:20:23.699	48.232	+0.380	17.224	16.110	14.898
20	15:21:11.777	48.078	+0.226	17.194	15.975	14.909
21	15:21:59.928	48.151	+0.299	17.211	16.074	14.866


(506) Aleksis Jalava

1	15:05:50.866	54.096	+6.148	20.999	17.263	15.834
2	15:06:39.845	48.979	+1.031	17.775	16.209	14.995
3	15:07:28.230	48.385	+0.437	17.267	16.154	14.964
4	15:08:16.596	48.366	+0.418	17.451	15.983	14.932
5	15:09:05.523	48.927	+0.979	17.333	16.485	15.109
6	15:09:53.938	48.415	+0.467	17.468	16.001	14.946
7	15:10:42.028	48.090	+0.142	17.196	16.009	14.885
8	15:11:30.039	48.011	+0.063	17.144	16.013	14.854
9	15:12:18.396	48.357	+0.409	17.425	16.019	14.913
10	15:13:06.677	48.281	+0.333	17.180	16.175	14.926
11	15:13:54.723	48.046	+0.098	17.150	16.029	14.867
12	15:14:42.698	47.975	+0.027	17.104	16.001	14.870
13	15:15:30.689	47.991	+0.043	17.167	15.965	14.859
14	15:16:18.651	47.962	+0.014	17.157	15.983	14.822
15	15:17:06.677	48.026	+0.078	17.135	16.071	14.820
16	15:17:54.625	47.948		17.177	15.939	14.832
17	15:18:42.971	48.346	+0.398	17.550	15.991	14.805
18	15:19:31.373	48.402	+0.454	17.628	15.943	14.831
19	15:20:19.492	48.119	+0.171	17.282	16.002	14.835
20	15:21:08.826	49.334	+1.386	17.405	16.088	15.861
21	15:21:57.357	48.531	+0.583	17.576	16.089	14.866

(512) Oskar Steinbach

1	15:05:51.499	54.564	+6.521	20.901	17.782	15.881
2	15:06:41.284	49.785	+1.742	18.245	16.366	15.174
3	15:07:31.152	49.868	+1.825	18.059	16.689	15.120
4	15:08:19.822	48.670	+0.627	17.588	16.041	15.041
5	15:09:09.131	49.309	+1.266	18.199	16.094	15.016
6	15:09:57.449	48.318	+0.275	17.316	16.076	14.926
7	15:10:45.780	48.331	+0.288	17.357	16.060	14.914
8	15:11:33.989	48.209	+0.166	17.233	16.076	14.900
9	15:12:23.601	49.612	+1.569	17.744	16.335	15.533
10	15:13:12.572	48.971	+0.928	17.856	16.180	14.935

Orbits



INT. ADAC Kartrennen Wackersdorf

DSKC - KZ2

Pro Kart Raceland Wackersdorf 1,190 Km

Final

22.09.2024 15:00

Race (21 Laps) started at 15:04:54

Lap	Time of Day	Lap Tm	Diff	S1 Tm	S2 Tm	S3 Tm	Lap	Time of Day	Lap Tm	Diff	S1 Tm	S2 Tm	S3 Tm
16	15:17:59.393	48.653	+0.369	17.292	16.461	14.900	21	15:22:05.661	48.175	+0.016	17.281	16.015	14.879
17	15:18:47.935	48.542	+0.258	17.466	16.163	14.913							
18	15:19:36.219	48.284		17.257	16.071	14.956							
19	15:20:24.731	48.512	+0.228	17.343	16.142	15.027	(532) Sven Hayer						
20	15:21:13.321	48.590	+0.306	17.407	16.183	15.000	1	15:05:53.414	56.013	+7.771	21.835	18.333	15.845
21	15:22:01.764	48.443	+0.159	17.351	16.128	14.964	2	15:06:44.558	51.144	+2.902	19.214	16.703	15.227
(485) Maximilian Spirkel							3	15:07:33.841	49.283	+1.041	17.776	16.511	14.996
1	15:05:56.191	59.562	+11.420			15.921	4	15:08:23.352	49.511	+1.269	18.022	16.433	15.056
2	15:06:45.610	49.419	+1.277	17.971	16.381	15.067	5	15:09:12.709	49.357	+1.115	17.852	16.283	15.222
3	15:07:34.261	48.651	+0.509	17.400	16.252	14.999	6	15:10:01.797	49.088	+0.846	18.023	16.121	14.944
4	15:08:23.468	49.207	+1.065	17.692	16.566	14.949	7	15:10:50.228	48.431	+0.189	17.396	16.077	14.958
5	15:09:12.416	48.948	+0.806	17.528	16.222	15.198	8	15:11:38.470	48.242		17.304	16.079	14.859
6	15:10:00.880	48.464	+0.322	17.524	16.075	14.865	9	15:12:27.183	48.713	+0.471	17.733	16.111	14.869
7	15:10:49.310	48.430	+0.288	17.259	16.197	14.974	10	15:13:15.443	48.260	+0.018	17.307	16.081	14.872
8	15:11:37.600	48.290	+0.148	17.321	16.056	14.913	11	15:14:04.169	48.726	+0.484	17.460	16.270	14.996
9	15:12:25.742	48.142		17.208	16.030	14.904	12	15:14:52.810	48.641	+0.399	17.415	16.288	14.938
10	15:13:14.161	48.419	+0.277	17.351	16.157	14.911	13	15:15:41.293	48.483	+0.241	17.459	16.164	14.860
11	15:14:03.032	48.871	+0.729	17.781	16.153	14.937	14	15:16:29.845	48.552	+0.310	17.519	16.160	14.873
12	15:14:51.556	48.524	+0.382	17.534	16.108	14.882	15	15:17:18.333	48.488	+0.246	17.444	16.054	14.990
13	15:15:39.778	48.222	+0.080	17.227	16.109	14.886	16	15:18:07.715	49.382	+1.140	17.320	17.043	15.019
14	15:16:28.115	48.337	+0.195	17.338	16.091	14.908	17	15:18:55.986	48.271	+0.029	17.268	16.077	14.926
15	15:17:16.529	48.414	+0.272	17.300	16.163	14.951	18	15:19:44.916	48.930	+0.688	17.773	16.109	15.048
16	15:18:04.821	48.292	+0.150	17.342	16.088	14.862	19	15:20:33.634	48.718	+0.476	17.716	16.094	14.908
17	15:18:53.242	48.421	+0.279	17.314	16.147	14.960	20	15:21:22.054	48.420	+0.178	17.340	16.047	15.033
18	15:19:41.672	48.430	+0.288	17.424	16.126	14.880	21	15:22:10.775	48.721	+0.479	17.607	16.103	15.011
19	15:20:30.007	48.335	+0.193	17.335	16.093	14.907	(455) Tim Schott						
20	15:21:18.454	48.447	+0.305	17.366	16.132	14.949	1	15:05:53.108	55.957	+7.843	21.135	18.130	16.692
21	15:22:06.953	48.499	+0.357	17.425	16.195	14.879	2	15:06:43.463	50.355	+2.241	17.942	16.464	15.949
(437) Felix Wischlitzi							3	15:07:32.853	49.390	+1.276	17.918	16.275	15.197
1	15:05:53.343	55.687	+7.601	20.922	18.404	16.361	4	15:08:21.913	49.060	+0.946	17.844	16.247	14.969
2	15:06:43.607	50.264	+2.178	18.294	16.325	15.645	5	15:09:12.504	50.591	+2.477	18.174	16.555	15.862
3	15:07:32.995	49.388	+1.302	18.137	16.186	15.065	6	15:10:01.560	49.056	+0.942	18.026	16.062	14.968
4	15:08:22.037	49.042	+0.956	17.927	16.133	14.982	7	15:10:49.767	48.207	+0.093	17.245	16.047	14.915
5	15:09:10.796	48.759	+0.673	17.529	16.063	15.167	8	15:11:38.073	48.306	+0.192	17.251	16.115	14.940
6	15:10:00.019	49.223	+1.137	17.353	16.165	15.705	9	15:12:26.407	48.334	+0.220	17.275	16.089	14.970
7	15:10:48.333	48.314	+0.228	17.391	15.949	14.974	10	15:13:14.734	48.327	+0.213	17.364	16.060	14.903
8	15:11:36.656	48.323	+0.237	17.348	16.047	14.928	11	15:14:04.021	49.287	+1.173	17.951	16.355	14.981
9	15:12:24.859	48.203	+0.117	17.197	16.048	14.958	12	15:14:52.647	48.626	+0.512	17.311	16.396	14.919
10	15:13:13.300	48.441	+0.355	17.303	16.103	15.035	13	15:15:41.205	48.558	+0.444	17.390	16.144	15.024
11	15:14:01.803	48.503	+0.417	17.593	15.982	14.928	14	15:16:29.744	48.539	+0.425	17.341	16.270	14.928
12	15:14:49.962	48.159	+0.073	17.260	15.973	14.926	15	15:17:18.106	48.362	+0.248	17.259	16.143	14.960
13	15:15:38.208	48.246	+0.160	17.255	16.004	14.987	16	15:18:07.199	49.093	+0.979	17.319	16.571	15.203
14	15:16:26.430	48.222	+0.136	17.251	16.019	14.952	17	15:18:55.779	48.580	+0.466	17.552	16.107	14.921
15	15:17:14.869	48.439	+0.353	17.293	16.055	15.091	18	15:19:44.282	48.503	+0.389	17.562	16.001	14.940
16	15:18:03.082	48.213	+0.127	17.282	16.044	14.887	19	15:20:32.396	48.114		17.184	16.022	14.908
17	15:18:51.354	48.272	+0.186	17.336	15.999	14.937	20	15:21:20.986	48.590	+0.476	17.285	16.159	15.145
18	15:19:39.440	48.086		17.229	16.007	14.850	21	15:22:09.156	48.170	+0.056	17.241	16.035	14.894
19	15:20:27.601	48.161	+0.075	17.281	16.011	14.869	(434) Marcel Ernst						
20	15:21:15.817	48.216	+0.130	17.263	15.987	14.966	1	15:05:51.058	53.473	+5.175	20.392	17.226	15.855
21	15:22:03.994	48.177	+0.091	17.269	15.977	14.931	2	15:06:40.862	49.804	+1.506	18.244	16.321	15.239
(412) Ajdin Jatic							3	15:07:30.127	49.265	+0.967	17.741	16.194	15.330
1	15:05:52.225	54.576	+6.417	20.456	17.762	16.358	4	15:08:19.546	49.419	+1.121	17.436	16.344	15.639
2	15:06:42.739	50.514	+2.355	18.378	16.748	15.388	5	15:09:10.793	51.247	+2.949	19.853	16.116	15.278
3	15:07:32.197	49.458	+1.299	17.786	16.394	15.278	6	15:10:00.123	49.330	+1.032	17.943	16.091	15.296
4	15:08:21.216	49.019	+0.860	17.517	16.308	15.194	7	15:10:48.745	48.622	+0.324	17.485	16.136	15.001
5	15:09:10.103	48.887	+0.728	17.365	16.402	15.120	8	15:11:37.079	48.334	+0.036	17.362	15.929	15.043
6	15:09:59.287	49.184	+1.025	17.909	16.225	15.050	9	15:12:25.545	48.466	+0.168	17.316	16.142	15.008
7	15:10:47.891	48.604	+0.445	17.517	16.073	15.014	10	15:13:13.886	48.341	+0.043	17.325	16.021	14.995
8	15:11:36.242	48.351	+0.192	17.286	16.069	14.996	11	15:14:02.896	49.010	+0.712	17.923	16.092	14.995
9	15:12:24.608	48.366	+0.207	17.336	16.056	14.974	12	15:14:51.863	48.967	+0.669	17.792	16.168	15.007
10	15:13:13.255	48.647	+0.488	17.316	16.154	15.177	13	15:15:40.928	49.065	+0.767	17.929	16.094	15.042
11	15:14:02.658	49.403	+1.244	18.317	16.122	14.964	14	15:16:29.463	48.535	+0.237	17.463	16.070	15.002
12	15:14:50.894	48.236	+0.077	17.337	16.061	14.838	15	15:17:17.761	48.298		17.301	16.029	14.968
13	15:15:39.180	48.286	+0.127	17.294	16.043	14.949	16	15:18:07.030	49.269	+0.971	17.387	16.695	15.187
14	15:16:27.339	48.159		17.309	16.017	14.833	17	15:18:55.698	48.668	+0.370	17.467	16.093	15.108
15	15:17:15.620	48.281											

INT. ADAC Kartrennen Wackersdorf

DSKC - KZ2

Pro Kart Raceland Wackersdorf 1,190 Km

Final

22.09.2024 15:00

Race (21 Laps) started at 15:04:54

Lap	Time of Day	Lap Tm	Diff	S1 Tm	S2 Tm	S3 Tm	Lap	Time of Day	Lap Tm	Diff	S1 Tm	S2 Tm	S3 Tm
3	15:07:27.966	48.727	+0.771	17.610	16.222	14.895							
4	15:08:16.135	48.169	+0.213	17.260	16.049	14.860							
5	15:09:05.025	48.890	+0.934	17.513	16.259	15.118							
6	15:09:53.120	48.095	+0.139	17.287	15.951	14.857							
7	15:10:41.224	48.104	+0.148	17.329	15.900	14.875							
8	15:11:29.217	47.993	+0.037	17.250	15.851	14.892							
9	15:12:17.806	48.589	+0.633	17.775	15.929	14.885							
10	15:13:05.954	48.148	+0.192	17.428	15.893	14.827							
11	15:13:53.919	47.965	+0.009	17.208	15.907	14.850							
12	15:14:41.875	47.956		17.221	15.893	14.842							
13	15:15:29.918	48.043	+0.087	17.235	15.971	14.837							
14	15:16:17.923	48.005	+0.049	17.260	15.906	14.839							
15	15:17:05.961	48.038	+0.082	17.270	15.886	14.882							
16	15:17:54.025	48.064	+0.108	17.290	15.932	14.842							
17	15:18:42.530	48.505	+0.549	17.563	16.032	14.910							
18	15:19:31.108	48.578	+0.622	17.742	15.979	14.857							
19	15:20:19.223	48.115	+0.159	17.304	15.956	14.855							

(415) Rouven Wilk

1	15:06:12.920	1:16.586	+28.703	22.779	38.245	15.562							
2	15:07:02.137	49.217	+1.334	17.815	16.358	15.044							
3	15:07:50.559	48.422	+0.539	17.343	16.166	14.913							
4	15:08:38.628	48.069	+0.186	17.250	15.934	14.885							
5	15:09:26.737	48.109	+0.226	17.216	15.997	14.896							
6	15:10:14.655	47.918	+0.035	17.238	15.815	14.865							
7	15:11:02.543	47.888	+0.005	17.152	15.853	14.883							
8	15:11:50.515	47.972	+0.089	17.256	15.875	14.841							
9	15:12:38.446	47.931	+0.048	17.222	15.864	14.845							
10	15:13:26.414	47.968	+0.085	17.200	15.930	14.838							
11	15:14:14.363	47.949	+0.066	17.204	15.916	14.829							
12	15:15:02.247	47.884	+0.001	17.222	15.846	14.816							
13	15:15:50.196	47.949	+0.066	17.200	15.921	14.828							
14	15:16:38.079	47.883		17.182	15.855	14.846							
15	15:17:26.082	48.003	+0.120	17.250	15.877	14.876							
16	15:18:14.229	48.147	+0.264	17.205	15.921	15.021							

(424) Noah Kaltenbach

1	15:05:54.264	56.637	+8.416	21.188	18.254	17.195							
2	15:06:44.700	50.436	+2.215	18.452	16.858	15.126							
3	15:07:33.978	49.278	+1.057	17.770	16.595	14.913							
4	15:08:23.033	49.055	+0.834	17.717	16.419	14.919							
5	15:09:12.122	49.089	+0.868	17.683	16.261	15.145							
6	15:10:00.591	48.469	+0.248	17.446	16.162	14.861							
7	15:10:49.029	48.438	+0.217	17.302	16.216	14.920							
8	15:11:37.796	48.767	+0.546	17.397	16.418	14.952							
9	15:12:26.017	48.221		17.317	16.037	14.867							
10	15:13:14.443	48.426	+0.205	17.319	16.192	14.915							
11	15:14:03.392	48.949	+0.728	17.838	16.267	14.844							
12	15:14:52.025	48.633	+0.412	17.549	16.283	14.801							
13	15:15:40.678	48.653	+0.432	17.629	16.118	14.906							
14	15:16:28.914	48.236	+0.015	17.310	16.094	14.832							
15	15:17:17.612	48.698	+0.477	17.401	16.298	14.999							

(563) Erich Huber

1	15:05:53.763	56.246	+8.216	21.322	19.085	15.839							
2	15:06:43.861	50.098	+2.068	18.539	16.489	15.070							
3	15:07:33.530	49.669	+1.639	18.324	16.389	14.956							
4	15:08:22.617	49.087	+1.057	17.873	16.217	14.997							
5	15:09:12.807	50.190	+2.160	17.758	16.388	16.044							
6	15:10:02.083	49.276	+1.246	18.264	16.027	14.985							
7	15:10:50.423	48.340	+0.310	17.303	16.084	14.953							
8	15:11:38.670	48.247	+0.217	17.342	16.087	14.818							
9	15:12:26.919	48.249	+0.219	17.342	16.045	14.862							
10	15:13:14.949	48.030		17.235	15.986	14.809							
11	15:14:03.734	48.785	+0.755	17.540	16.348	14.897							
12	15:14:52.289	48.555	+0.525	17.261	16.428	14.866							
13	15:15:41.571	49.282	+1.252	18.256	16.266	14.760							
14	15:16:30.033	48.462	+0.432	17.412	16.246	14.804							
15	15:17:18.512	48.479	+0.449	17.551	15.956	14.972							



INT. ADAC Kartrennen Wackersdorf

Lapchart

DSKC - KZ2

Pro Kart Raceland Wackersdorf 1,190 Km

Final

22.09.2024 15:00

Race (21 Laps) started at 15:04:54

Competitors	Laps																						
		0	1	2	3	4	5	6	7	8	9	10	11	12	13	14	15	16	17	18	19	20	21
Enzo Bol (440)	1	440	440	440	423	423	423	423	423	423	423	423	423	423	440	440	440	440	440	440	440	440	440
Claudia Henning (423)	2	423	423	423	440	442	440	440	440	440	440	440	440	423	423	423	423	423	423	423	423	423	423
Maximilian Schleimer (442)	3	442	442	442	442	440	431	431	431	431	431	431	431	431	431	442	442	442	442	442	442	442	442
Simon Rechenmacher (431)	4	431	431	431	431	431	442	539	442	442	442	442	442	442	442	442	431	431	431	431	431	431	431
Jiri Becicka (539)	5	539	417	417	539	539	539	442	539	539	539	539	539	539	539	539	539	539	539	539	539	539	539
Emanuel Mai (417)	6	417	539	539	417	417	417	523	523	523	523	523	523	427	427	427	427	427	427	427	427	427	427
Karol Pasiewicz (523)	7	523	427	427	427	523	523	417	417	417	427	427	427	523	523	523	523	523	523	523	523	523	523
Emma Felbermayr (427)	8	427	466	466	523	427	427	427	427	427	414	417	417	417	417	417	417	417	417	417	417	417	417
Ken Algre (414)	9	414	523	523	466	466	466	414	414	414	414	414	414	414	546	546	546	546	546	546	546	546	546
Louis Binder (502)	10	502	414	414	414	414	414	546	546	546	546	546	546	546	546	414	414	414	414	414	414	414	414
Maximilian Schreyer (466)	11	466	502	502	502	502	546	466	466	466	466	502	466	466	466	466	466	466	466	466	466	466	514
Florian Breitenbach (408)	12	408	546	546	546	546	408	408	408	502	502	466	502	514	514	514	514	514	514	514	514	514	466
Lenn Nijs (546)	13	546	408	408	408	408	502	502	502	514	514	514	514	502	502	502	502	408	408	408	502	502	502
Jeffrey Fikse (514)	14	514	503	503	503	514	514	514	514	408	408	408	408	408	408	408	408	502	502	502	408	408	408
Cedric Malk (436)	15	436	436	436	514	503	503	503	503	503	503	503	503	503	503	503	503	503	503	503	503	503	503
Luca Walter (503)	16	503	514	514	436	436	452	452	452	452	452	452	452	452	452	452	452	452	452	436	436	436	436
Rouven Wilk (415)	17	415	452	452	452	452	436	436	436	436	436	436	436	436	436	436	436	436	436	452	452	538	538
Erik Müller (452)	18	452	506	506	506	506	506	506	506	506	506	506	506	506	506	506	506	506	506	506	506	506	506
Emils Akmens (537)	19	537	537	537	537	537	537	538	538	538	538	538	538	538	538	538	538	538	538	538	538	537	537
Maximilian Spirkl (485)	20	485	434	538	538	538	538	537	537	537	537	537	537	537	537	537	537	537	537	537	537	468	468
Aleksi Jalava (506)	21	506	538	434	536	536	536	536	468	468	468	468	468	468	468	468	468	488	488	488	488	488	488
Daniel Tenback (538)	22	538	512	536	434	468	468	468	536	536	536	488	488	488	488	488	488	468	468	468	468	515	515
Oskar Steinbach (512)	23	512	536	512	468	434	488	488	488	488	488	536	536	536	536	536	536	515	515	515	515	536	536
Christof Huibers (536)	24	536	468	468	488	488	512	512	512	512	515	515	515	515	515	515	515	536	536	536	536	512	512
David Gorcica (488)	25	488	412	488	512	512	515	515	515	515	512	512	512	512	512	512	512	512	512	512	512	437	437
Tim Schott (455)	26	455	488	412	412	412	412	416	416	416	416	416	416	416	416	416	416	416	437	437	437	416	416
Rick Hartmann (468)	27	468	416	515	515	515	416	412	412	412	412	412	437	437	437	437	437	437	416	416	416	412	412
Anders Elkjaer (407)	28	407	515	416	416	416	434	407	407	437	437	437	407	407	407	407	407	407	407	407	407	407	407
Sven Hayer (532)	29	532	455	455	455	455	437	437	437	407	407	407	412	412	412	412	412	412	412	412	412	485	485
Erich Huber (563)	30	563	437	437	437	437	407	434	434	434	434	434	434	485	485	485	485	485	485	485	485	455	455
Marcel Ernst (434)	31	434	532	407	407	407	424	424	424	485	485	485	485	434	424	424	424	434	434	455	455	434	434
Noah Kaltenbach (424)	32	424	407	563	563	563	485	485	485	424	424	424	424	424	434	434	434	455	455	434	434	532	532
Ajdin Jatic (412)	33	412	563	532	532	424	455	455	455	455	455	563	563	455	455	455	532	532	532	532	532	532	532
Jayden Gushiken (416)	34	416	424	424	424	532	532	532	532	563	563	455	455	532	532	532	415						
Felix Wischlitzki (437)	35	437	485	485	485	485	563	563	563	563	532	532	532	532	563	563	563						
Edgaras Kelmas (515)	36	515	415	415	415	415	415	415	415	415	415	415	415	415	415	415	415						

